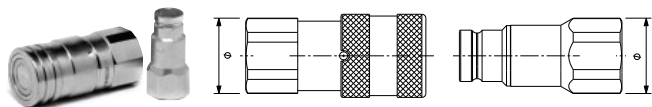
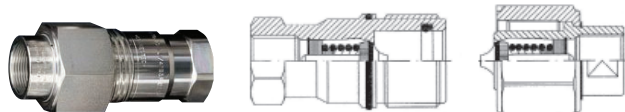




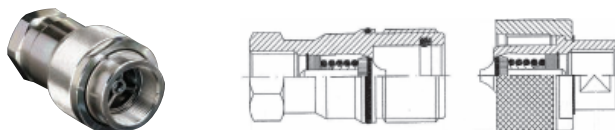
INNESTI RAPIDI



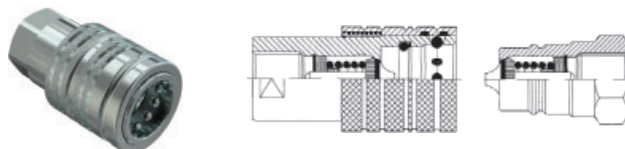
FACCIA PIANA "FIRG"					
Corpo	Attacco	Tipo	Ø mm.	Codice	€
1/4"	1/4"	F	23,8	FFIRG14BSP	54,321
		M	23,8	MFIRG14BSP	27,332
3/8"	3/8"	F	29,0	FFIRG38BSP	59,272
		M	26,0	MFIRG38BSP	30,366
3/8"	1/2"	F	29,0	FFIRG12BSP	61,161
		M	29,0	MFIRG12BSP	34,144
1/2"	1/2"	F	33,8	FFIRG12ABSP	83,399
		M	33,8	MFIRG12ABSP	59,501
1/2"	3/4"	F	38,5	FFIRG34BSP	85,288
		M	38,5	MFIRG34BSP	60,961
5/8"	3/4"	F	38,5	FFIRG34BBSP	129,935
		M	38,5	MFIRG34BBSP	82,798
3/4"	3/4"	F	44,8	FFIRG34ABSP	226,413
		M	44,8	MFIRG34ABSP	126,672
3/4"	1"	F	47,8	FFIRG100BSP	226,413
		M	47,8	MFIRG100BSP	126,672
1"	1.1/4"	F	59,8	FFIRG114BSP	306,034
		M	59,8	MFIRG114BSP	181,537
1.1/2"	1.1/2"	F	72,0	FFIRG112BSP	a richiesta
		M	69,8	MFIRG112BSP	a richiesta
2"	2"	F	88,5	FFIRG200BSP	a richiesta
		M	83,5	MFIRG200BSP	a richiesta



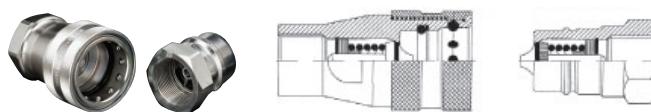
SERIE "S" CON DADO ESAGONALE				
Corpo	Attacco	Tipo	Codice	€
1/4"	1/4"	F	SF1004	19,001
		M	SM1004	20,344
3/8"	3/8"	F	SF1006	21,856
		M	SM1006	22,275
1/2"	1/2"	F	SF1008	27,984
		M	SM1008	28,404



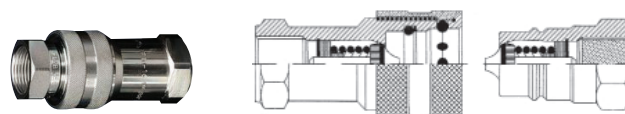
SERIE "S" CON GHIERA				
Corpo	Attacco	Tipo	Codice	€
3/4"	3/4"	F	SF1012	34,532
		M	SM1012	42,032
1"	1"	F	SF1016	50,931
		M	SM1016	63,943
1.1/4"	1.1/4"	F	SF1020	96,433
		M	SM1020	118,456
1.1/2"	1.1/2"	F	SF1024	114,063
		M	SM1024	148,371



PUSH PULL SERIE "P" BSP - ADATTABILE SERIE N / ISO A				
Corpo	Attacco	Tipo	Codice	€
8	1/2" BSP	F	PF1008	26,753



SERIE "TV" - INNESTO AGRICOLO				
Corpo	Attacco	Tipo	Codice	€
6	1/4"	F	FS14TV	20,176
		M	MS14TV	9,850
10	3/8"	F	FS38TV	21,408
		M	MS38TV	9,850
12	1/2"	F	FS12TV	27,396
		M	MS12TV	12,341
20	3/4"	F	FS34TV	46,873
		M	MS34TV	20,456
25	1"	F	FS100TV	74,577
		M	MS100TV	31,314
32	1.1/4"	F	FS114TV	146,104
		M	MS114TV	65,343
38	1.1/2"	F	FS112TV	177,726
		M	MS112TV	86,135
50	2"	F	FS200TV	516,557
		M	MS200TV	246,847
63	2.1/2"	F	FS212TV	a richiesta
		M	MS212TV	a richiesta

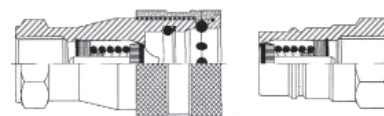
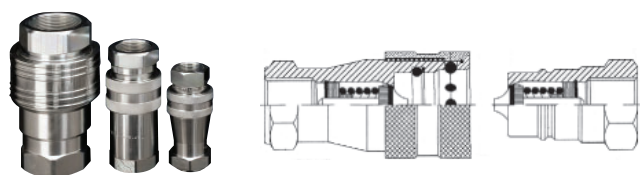


SERIE "N" BSP				
Corpo	Attacco	Tipo	Codice	€
6	1/4"	F	NF1004	17,322
		M	NM1004	8,871
10	3/8"	F	NF1006	19,365
		M	NM1006	8,871
12	1/2"	F	NF1008	21,632
		M	AM1008	10,158
20	3/4"	F	NF1012	43,963
		M	NM1012	20,260
25	1"	F	NF1018	75,137
		M	NM1018	32,657



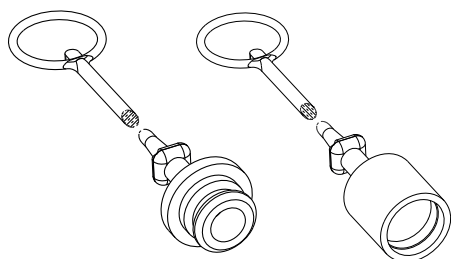
SERIE "XA" A316 BSP - INOX				
Corpo	Attacco	Tipo	Codice	€
6	1/4"	F	A316AF1004	185,114
		M	A316AM1004	79,447
10	3/8"	F	A316AF1006	192,558
		M	A316AM1006	83,700
12	1/2"	F	A316AF1008	210,468
		M	A316AM1008	93,131
20	3/4"	F	A316AF1012	300,576
		M	A316AM1012	154,220
25	1"	F	A316AF1016	435,123
		M	A316AM1016	219,311
32	1.1/4"	F	A316AF1020	914,965
		M	A316AM1020	445,561
38	1.1/2"	F	A316AF1024	1.049,512
		M	A316AM1024	577,114
50	2"	F	A316AF1032	2.057,244
		M	A316AM1032	1.110,433

INNESTI RAPIDI



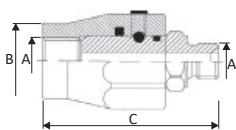
SERIE "A" BSP - ISO A				
Corpo	Attacco	Tipo	Codice	€
6	1/4"	F	AF1004	17,406
		M	AM1004	8,619
10	3/8"	F	AF1006	17,406
		M	AM1006	8,619
12	1/2"	F	AF1008	21,632
		M	AM1008	10,158
20	3/4"	F	AF1012	43,179
		M	AM1012	19,785
25	1"	F	AF1016	70,828
		M	AM1016	31,118
32	1.1/4"	F	AF1020	184,499
		M	AM1020	92,403
38	1.1/2"	F	AF1024	267,499
		M	AM1024	133,428
50	2"	F	AF1032	581,396
		M	AM1032	288,235

SERIE "A" BSP PASSAGGIO LIBERO - ISO A				
Corpo	Attacco	Tipo	Codice	€
6	1/4"	F	AF0004	14,328
		M	AM0004	5,793
10	3/8"	F	AF0006	14,328
		M	AM0006	5,793
12	1/2"	F	AF0008	18,162
		M	AM0008	6,772
20	3/4"	F	AF0012	37,163
		M	AM0012	15,755
25	1"	F	AF0016	62,880
		M	AM0016	25,549
32	1.1/4"	F	AF0020	164,854
		M	AM0020	73,542
38	1.1/2"	F	AF0024	241,418
		M	AM0024	104,940
50	2"	F	AF0032	503,012
		M	AM0032	204,143

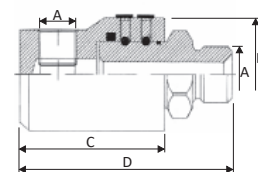


TAPPO PROTEZIONE INNESTI SERIE "N"				
Attacco	Tipo	Conf. pz.	Codice	€
1/4"	F	100	TAFR04N	8,077
	M	100	TAMR04N	8,077
3/8"	F	100	TAFR06N	9,413
	M	100	TAMR06N	9,413
1/2"	F	100	TAFR08N	5,533
	M	100	TAMR08N	5,533
3/4"	F	50	TAFR12N	10,494
	M	50	TAMR12N	10,494
1"	F	20	TAFR16N	13,928
	M	20	TAMR16N	13,928

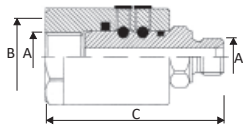
GIUNTI GIREVOLI IN LINEA E 90°



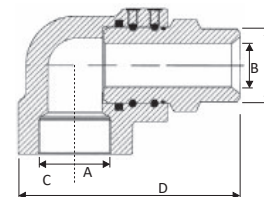
GIUNTI GIREVOLI IN LINEA SERIE "SJ"				
A	B	C	Codice	€
1/4"	24	61	SJ1004	30,223
3/8"	25	66	SJ1006	32,433
1/2"	32	71	SJ1008	37,834



GIUNTI GIREVOLI A 90° SERIE "SJ"					
A	B	C	D	Codice	€
1/4"	33.5	50	69	SJ9004	33,945
3/8"	37.5	54	76	SJ9006	37,778
1/2"	39.5	63	87	SJ9008	45,306
3/4"	54.5	70	100	SJ9012	79,531
1"	55/60	80	113	SJ9016	103,429



GIUNTI GIREVOLI IN LINEA SERIE "SJ"				
A	B	C	Codice	€
3/4"	49.5	80	SJ1012	64,111
1"	54.5	90	SJ1016	81,741
1.1/4"	60	101	SJ1020	133,344
1.1/2"	69.5	110	SJ1024	203,024
2"	84.5	118	SJ1032	329,763



GIUNTI GIREVOLI A 90° SERIE "SJ"					
A	B	C	D	Codice	€
1.1/4"	28	32	121	SJ9020	203,416
1.1/2"	34	37	143	SJ9024	309,867
2"	44	42	151	SJ9032	434,871