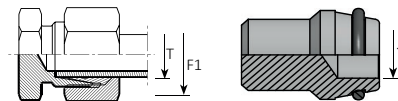
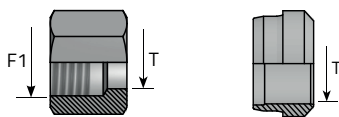




DADI, ANELLI E TAPPI



FILETTO		T	DADO DI SERRAGGIO DIN 3870		ANELLO DI SERRAGGIO A DOPPIO TAGLIENTE	
F1	mm.		Codice	€	Codice	€
12x1,5	6		DL06	0,498	ADTLS06	0,416
14x1,5	8		DL08	0,574	ADTLS08	0,455
16x1,5	10		DL10	0,659	ADTLS10	0,738
18x1,5	12		DL12	0,860	ADTLS12	0,795
22x1,5	15		DL15	1,527	ADTL15	0,915
26x1,5	18		DL18	2,325	ADTL18	1,219
30x2	22		DL22	3,601	ADTL22	1,794
36x2	28		DL28	4,883	ADTL28	2,483
45x2	35		DL35	6,958	ADTL35	4,404
52x2	42		DL42	10,189	ADTL42	5,727
14x1,5	6		DS06	0,746	ADTLS06	0,416
16x1,5	8		DS08	0,817	ADTLS08	0,455
18x1,5	10		DS10	1,056	ADTLS10	0,738
20x1,5	12		DS12	1,176	ADTLS12	0,795
22x1,5	14		DS14	1,756	ADTS14	1,081
24x1,5	16		DS16	2,178	ADTS16	1,116
30x2	20		DS20	3,952	ADTS20	1,802
36x2	25		DS25	6,459	ADTS25	2,387
42x2	30		DS30	8,634	ADTS30	3,283
52x2	38		DS38	12,051	ADTS38	5,126

SERIE L

SERIE S

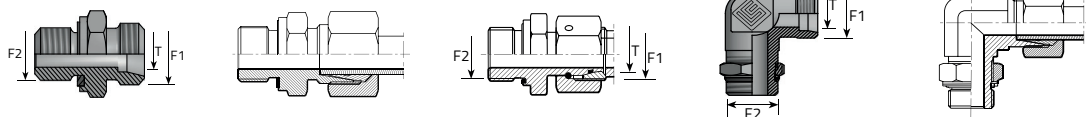
FILETTO			T	TAPPO MASCHIO DIN 24°		TAPPO FEMMINA GIREVOLE CONO A 24°	
F1	F2	mm.	Codice	€	Codice	€	
12x1,5	12x1,5	6	ATME06L.1	3,103	ATFGE06L	1,083	
14x1,5	14x1,5	8	ATME08L.1	3,637	ATFGE08L	1,342	
16x1,5	16x1,5	10	ATME10L.1	4,249	ATFGE10L	1,454	
18x1,5	18x1,5	12	ATME12L.1	5,041	ATFGE12L	1,778	
22x1,5	22x1,5	15	ATME15L.1	7,094	ATFGE15L	2,311	
26x1,5	26x1,5	18	ATME18L.1	10,407	ATFGE18L	2,521	
30x2	30x2	22	ATME22L.1	14,705	ATFGE22L	3,958	
36x2	36x2	28	ATME28L.1	27,452	ATFGE28L	6,609	
45x2	45x2	35	ATME35L.1	42,141	ATFGE35L	13,022	
52x2	52x2	42	ATME42L.1	61,127	ATFGE42L	20,133	
14x1,5	14x1,5	6	ATME06S.1	3,732	ATFGE06S	1,083	
16x1,5	16x1,5	8	ATME08S.1	4,442	ATFGE08S	1,342	
18x1,5	18x1,5	10	ATME10S.1	5,139	ATFGE10S	1,454	
20x1,5	20x1,5	12	ATME12S.1	6,043	ATFGE12S	1,778	
22x1,5	22x1,5	14	ATME14S.1	10,986	ATFGE14S	0,000	
24x1,5	24x1,5	16	ATME16S.1	11,052	ATFGE16S	2,423	
30x2	30x2	20	ATME20S.1	16,626	ATFGE20S	3,732	
36x2	36x2	25	ATME25S.1	27,809	ATFGE25S	5,251	
42x2	42x2	30	ATME30S.1	42,399	ATFGE30S	9,179	
52x2	52x2	38	ATME38S.1	61,805	ATFGE38S	16,918	

SERIE L

SERIE S

Disponibili anche nella "SERIE LL"

ADATTATORI DIN-METRICO



FILETTO			T	RACC. TERMINALE M DIN - M METRICO FORMA E DIN 3852				ADATT. F GIREVOLE - M METRICO FORMA E DIN 3852		RACC. TERMINALE 90° M DIN - M METRICO ORIENTABILE CON O-RING			
F1	F2	mm.	Cod. Corpo	€	Cod. Completo	€	Codice	€	Cod. Corpo	€	Cod. Completo	€	
12x1,5	10x1	6	AME06LMM10EL.1	1,712	AME06LMM10EL	2,616	AFE06LMM10EL	9,108	LME06LMOMR10.1	16,635	LME06LMOMR10	17,541	
14x1,5	12x1,5	8	AME08LMM12EL.1	2,150	AME08LMM12EL	3,152	AFE08LMM12EL	9,391	LME08LMOMR12.1	16,635	LME08LMOMR12	17,016	
16x1,5	14x1,5	10	AME10LMM14EL.1	2,409	AME10LMM14EL	3,539	AFE10LMM14EL	9,734	LME10LMOMR14.1	17,459	LME10LMOMR14	18,592	
16x1,5	16x1,5	10	AME10LMM16EL.1	6,666	AME10LMM16EL	7,796							
16x1,5	18x1,5	10	AME10LMM18EL.1	9,212	AME10LMM18EL	10,341							
16x1,5	22x1,5	10	AME10LMM22EL.1	18,056	AME10LMM22EL	19,188							
18x1,5	14x1,5	12	AME12LMM14EL.1	12,696	AME12LMM14EL	14,038							
18x1,5	16x1,5	12	AME12LMM16EL.1	3,087	AME12LMM16EL	4,429	AFE12LMM16EL	10,684	LME12LMOMR16.1	19,455	LME12LMOMR16	20,794	
18x1,5	18x1,5	12	AME12LMM18EL.1	8,112	AME12LMM18EL	9,454							
18x1,5	22x1,5	12	AME12LMM22EL.1	9,342	AME12LMM22EL	10,684							
22x1,5	16x1,5	15	AME15LMM16EL.1	13,303	AME15LMM16EL	15,048							
22x1,5	18x1,5	15	AME15LMM18EL.1	3,490	AME15LMM18EL	5,235	AFE15LMM18EL	12,663	LME15LMOMR18.1	24,322	LME15LMOMR18	26,069	
22x1,5	22x1,5	15	AME15LMM22EL.1	9,625	AME15LMM22EL	11,370							
26x1,5	18x1,5	18	AME18LMM18EL.1	7,121	AME18LMM18EL	10,080							
26x1,5	22x1,5	18	AME18LMM22EL.1	4,475	AME18LMM22EL	7,434	AFE18LMM22EL	14,381	LME18LMOMR22.1	27,229	LME18LMOMR22	30,185	
30x2	22x1,5	22	AME22LMM22EL.1	36,623	AME22LMM22EL	40,597							
30x2	26x1,5	22	AME22LMM26EL.1	6,675	AME22LMM26EL	10,649	AFE22LMM26EL	21,651	LME22LMOMR26.1	0,000	LME22LMOMR26	0,000	
36x2	33x2	28	AME28LMM33EL.1	11,988	AME28LMM33EL	18,695	AFE28LMM33EL	35,469	LME28LMOMR33.1	59,861	LME28LMOMR33	66,568	
45x2	42x2	35	AME35LMM42EL.1	17,985	AME35LMM42EL	26,774	AFE35LMM42EL	53,968	LME35LMOMR42.1	97,246	LME35LMOMR42	106,036	
52x2	48x2	42	AME42LMM48EL.1	23,560	AME42LMM48EL	33,528	AFE42LMM48EL	61,603	LME42LMOMR48.1	124,930	LME42LMOMR48	134,898	
14x1,5	12x1,5	6	AME06SMM12EL.1	2,472	AME06SMM12EL	3,457	AFE06SMM12EL	10,744	LME06SMOMR12.1	16,009	LME06SMOMR12	16,994	
16x1,5	14x1,5	8	AME08SMM14EL.1	2,747	AME08SMM14EL	3,814	AFE08SMM14EL	11,068	LME08SMOMR14.1	17,419	LME08SMOMR14	18,486	
18x1,5	16x1,5	10	AME10SMM16EL.1	3,362	AME10SMM16EL	4,750	AFE10SMM16EL	11,351	LME10SMOMR16.1	19,468	LME10SMOMR16	20,859	
20x1,5	18x1,5	12	AME12SMM18EL.1	3,620	AME12SMM18EL	5,202	AFE12SMM18EL	11,876	LME12SMOMR18.1	21,817	LME12SMOMR18	23,402	
20x1,5	22x1,5	12	AME12SMM22EL.1	34,932	AME12SMM22EL	36,517							
22x1,5	20x1,5	14	AME14SMM20EL.1	6,220	AME14SMM20EL	8,806	AFE14SMM20EL	18,603	LME14SMOMR20.1	0,000	LME14SMOMR20	0,000	
24x1,5	18x1,5	16	AME16SMM18EL.1	15,810	AME16SMM18EL	18,946							
24x1,5	22x1,5	16	AME16SMM22EL.1	5,025	AME16SMM22EL	8,161	AFE16SMM22EL	16,058	LME16SMOMR22.1	27,302	LME16SMOMR22	30,436	
30x2	27x2	20	AME20SMM27EL.1	7,483	AME20SMM27EL	11,972	AFE20SMM27EL	24,297	LME20SMOMR27.1	32,562	LME20SMOMR27	37,056	
36x2	33x2	25	AME25SMM33EL.1	12,927	AME25SMM33EL	20,633	AFE25SMM33EL	37,508	LME25SMOMR33.1	60,163	LME25SMOMR33	67,870	
42x2	42x2	30	AME30SMM42EL.1	21,668	AME30SMM42EL	31,200	AFE30SMM42EL	56,151	LME30SMOMR42.1	97,491	LME30SMOMR42	107,024	
52x2	48x2	38	AME38SMM48EL.1	25,822	AME38SMM48EL	39,410	AFE38SMM48EL	83,296	LME38SMOMR48.1	126,016	LME38SMOMR48	139,605	

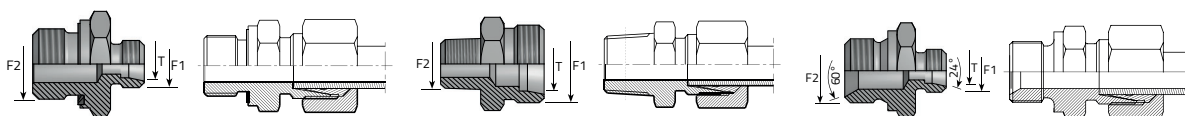
SERIE L

SERIE S



ADATTATORI DIN-BSPP

disponibili anche INOX



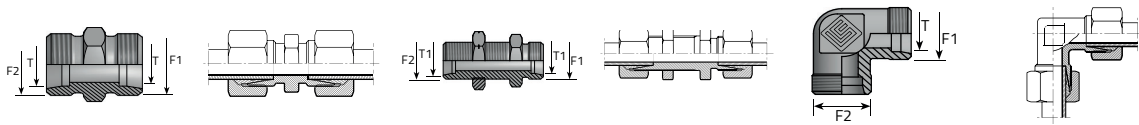
FILETTO	T	RACC. TERMINALE M DIN - M GAS CIL FORMA E DIN 3852			RACC. TERMINALE M DIN - M GAS CONICO			ADATTATORE DIRITTO M DIN - M. GAS CIL SV 60°						
		F1	F2	mm.	Cod. Corpo	€	Cod. Completo	€	Cod. Corpo	€	Cod. Completo	€	Cod. Corpo	€
12x1,5	1/8"	6	AME06LMG02EL.1	1,712	AME06LMG02EL	2,616	AME06LMGK02.1	1,260	AME06LMGK02	2,167	AME06LMG02SV.1	1,712	AME06LMG02SV	2,616
12x1,5	1/4"	6	AME06LMG04EL.1	2,763	AME06LMG04EL	3,667	AME06LMGK04.1	5,079	AME06LMGK04	12,587	AME06LMG04SV.1	2,763	AME06LMG04SV	3,667
12x1,5	3/8"	6	AME06LMG06EL.1	3,928	AME06LMG06EL	4,832					AME06LMG06SV.1	3,928	AME06LMG06SV	4,832
12x1,5	1/2"	6									AME06LMG08SV.1	20,138	AME06LMG08SV	22,057
14x1,5	1/8"	8	AME08LMG02EL.1	3,814	AME08LMG02EL	4,815	AME08LMGK02.1	6,416	AME08LMGK02	7,418	AME08LMG02SV.1	3,814	AME08LMG02SV	4,815
14x1,5	1/4"	8	AME08LMG04EL.1	2,344	AME08LMG04EL	3,345	AME08LMGK04.1	2,131	AME08LMGK04	3,136	AME08LMG04SV.1	2,344	AME08LMG04SV	3,345
14x1,5	3/8"	8	AME08LMG06EL.1	3,457	AME08LMG06EL	4,459	AME08LMGK06.1	7,208	AME08LMGK06	8,210	AME08LMG06SV.1	3,457	AME08LMG06SV	4,459
14x1,5	1/2"	8	AME08LMG08EL.1	7,935	AME08LMG08EL	8,937	AME08LMGK08.1	9,130	AME08LMGK08	10,132	AME08LMG08SV.1	7,935	AME08LMG08SV	8,937
16x1,5	1/8"	10	AME10LMG02EL.1	5,948	AME10LMG02EL	7,077	AME10LMGK02.1	6,416	AME10LMGK02	7,578	AME10LMG02SV.1	5,948	AME10LMG02SV	7,077
16x1,5	1/4"	10	AME10LMG04EL.1	2,423	AME10LMG04EL	3,555	AME10LMGK04.1	2,360	AME10LMGK04	3,490	AME10LMG04SV.1	2,423	AME10LMG04SV	3,555
16x1,5	3/8"	10	AME10LMG06EL.1	3,280	AME10LMG06EL	4,412	AME10LMGK06.1	3,539	AME10LMGK06	4,671	AME10LMG06SV.1	3,280	AME10LMG06SV	4,412
16x1,5	1/2"	10	AME10LMG08EL.1	5,719	AME10LMG08EL	6,851	AME10LMGK08.1	5,686	AME10LMGK08	6,819	AME10LMG08SV.1	5,719	AME10LMG08SV	6,851
18x1,5	1/4"	12	AME12LMG04EL.1	3,329	AME12LMG04EL	4,671	AME12LMGK04.1	5,333	AME12LMGK04	6,675	AME12LMG04SV.1	3,329	AME12LMG04SV	4,671
18x1,5	3/8"	12	AME12LMG06EL.1	3,087	AME12LMG06EL	4,429	AME12LMGK06.1	2,423	AME12LMGK06	3,765	AME12LMG06SV.1	3,087	AME12LMG06SV	4,429
18x1,5	1/2"	12	AME12LMG08EL.1	5,058	AME12LMG08EL	6,400	AME12LMGK08.1	5,719	AME12LMGK08	7,061	AME12LMG08SV.1	5,058	AME12LMG08SV	6,400
18x1,5	3/4"	12									AME12LMG12SV.1	20,138	AME12LMG12SV	22,057
22x1,5	3/8"	15	AME15LMG06EL.1	5,202	AME15LMG06EL	6,947	AME15LMGK06.1	10,826	AME15LMGK06	12,571	AME15LMG06SV.1	5,202	AME15LMG06SV	6,947
22x1,5	1/2"	15	AME15LMG08EL.1	4,314	AME15LMG08EL	6,059	AME15LMGK08.1	3,686	AME15LMGK08	5,428	AME15LMG08SV.1	4,314	AME15LMG08SV	6,059
22x1,5	3/4"	15	AME15LMG12EL.1	18,306	AME15LMG12EL	20,051					AME15LMG12SV.1	18,306	AME15LMG12SV	20,051
26x1,5	3/8"	18					AME18LMGK06.1	5,030	AME18LMGK06	8,724	AME18LMG06SV.1	5,330	AME18LMG06SV	8,882
26x1,5	1/2"	18	AME18LMG08EL.1	4,442	AME18LMG08EL	7,401	AME18LMGK08.1	4,023	AME18LMGK08	6,979	AME18LMG08SV.1	4,442	AME18LMG08SV	7,401
26x1,5	3/4"	18	AME18LMG12EL.1	10,145	AME18LMG12EL	13,104	AME18LMGK12.1	12,764	AME18LMGK12	15,723	AME18LMG12SV.1	10,145	AME18LMG12SV	13,104
30x2	1/2"	22	AME22LMG08EL.1	13,703	AME22LMG08EL	17,677					AME22LMG08SV.1	13,703	AME22LMG08SV	17,677
30x2	3/4"	22	AME22LMG12EL.1	6,544	AME22LMG12EL	10,518	AME22LMGK12.1	5,994	AME22LMGK12	9,968	AME22LMG12SV.1	6,544	AME22LMG12SV	10,518
30x2	1"	22	AME22LMG16EL.1	38,942	AME22LMG16EL	42,916					AME22LMG16SV.1	38,942	AME22LMG16SV	42,916
36x2	3/4"	28	AME28LMG12EL.1	33,933	AME28LMG12EL	40,638					AME28LMG12SV.1	33,933	AME28LMG12SV	40,638
36x2	1"	28	AME28LMG16EL.1	12,636	AME28LMG16EL	19,340	AME28LMGK16.1	12,037	AME28LMGK16	18,744	AME28LMG16SV.1	12,636	AME28LMG16SV	19,340
45x2	1"	35	AME35LMG16EL.1	43,725	AME35LMG16EL	52,514	AME35LMGK16.1	25,051	AME35LMGK16	35,599	AME35LMG16SV.1	43,725	AME35LMG16SV	52,514
45x2	1.1/4"	35	AME35LMG20EL.1	18,211	AME35LMG20EL	27,000	AME35LMGK20.1	20,876	AME35LMGK20	29,665	AME35LMG20SV.1	18,211	AME35LMG20SV	27,000
52x2	1.1/4"	42									AME42LMG20SV.1	46,066	AME42LMG20SV	53,957
52x2	1.1/2"	42	AME42LMG24EL.1	22,849	AME42LMG24EL	32,817	AME42LMGK24.1	27,776	AME42LMGK24	37,744	AME42LMG24SV.1	22,849	AME42LMG24SV	32,817
14x1,5	1/4"	6	AME06SMG04EL.1	2,510	AME06SMG04EL	3,490	AME06SMGK04.1	2,553	AME06SMGK04	3,539	AME06SMG04SV.1	2,510	AME06SMG04SV	3,490
14x1,5	1/2"	6									AME06SMG08SV.1	6,941	AME06SMG08SV	8,610
16x1,5	1/4"	8	AME08SMG04EL.1	2,714	AME08SMG04EL	3,781	AME08SMGK04.1	2,747	AME08SMGK04	3,814	AME08SMG04SV.1	2,714	AME08SMG04SV	3,781
16x1,5	3/8"	8	AME08SMG06EL.1	7,271	AME08SMG06EL	8,338					AME08SMG06SV.1	7,271	AME08SMG06SV	8,338
18x1,5	1/4"	10	AME10SMG04EL.1	5,107	AME10SMG04EL	6,495	AME10SMGK04.1	6,285	AME10SMGK04	7,676	AME10SMG04SV.1	5,107	AME10SMG04SV	6,495
18x1,5	3/8"	10	AME10SMG06EL.1	3,378	AME10SMG06EL	4,766	AME10SMGK06.1	3,408	AME10SMGK06	4,799	AME10SMG06SV.1	3,378	AME10SMG06SV	4,766
18x1,5	1/2"	10	AME10SMG08EL.1	5,784	AME10SMG08EL	7,175					AME10SMG08SV.1	5,784	AME10SMG08SV	7,175
20x1,5	1/4"	12	AME12SMG04EL.1	6,753	AME12SMG04EL	8,338	AME12SMGK04.1	7,028	AME12SMGK04	8,613	AME12SMG04SV.1	6,753	AME12SMG04SV	8,338
20x1,5	3/8"	12	AME12SMG06EL.1	3,506	AME12SMG06EL	5,090	AME12SMGK06.1	4,023	AME12SMGK06	5,607	AME12SMG06SV.1	3,506	AME12SMG06SV	5,090
20x1,5	1/2"	12	AME12SMG08EL.1	4,606	AME12SMG08EL	6,190	AME12SMGK08.1	5,041	AME12SMGK08	6,626	AME12SMG08SV.1	4,606	AME12SMG08SV	6,190
22x1,5	3/8"	14	AME14SMG06EL.1	22,201	AME14SMG06EL	24,787	AME14SMGK06.1	9,987	AME14SMGK06	12,571	AME14SMG06SV.1	22,201	AME14SMG06SV	24,787
22x1,5	1/2"	14	AME14SMG08EL.1	5,948	AME14SMG08EL	8,531	AME14SMGK08.1	5,542	AME14SMGK08	8,128	AME14SMG08SV.1	5,948	AME14SMG08SV	8,531
24x1,5	3/8"	16	AME16SMG06EL.1	12,603	AME16SMG06EL	15,739	AME16SMGK06.1	10,924	AME16SMGK06	14,057	AME16SMG06SV.1	12,603	AME16SMG06SV	15,739
24x1,5	1/2"	16	AME16SMG08EL.1	5,025	AME16SMG08EL	8,161	AME16SMGK08.1	5,300	AME16SMGK08	8,433	AME16SMG08SV.1	5,025	AME16SMG08SV	8,161
24x1,5	3/4"	16	AME16SMG12EL.1	9,922	AME16SMG12EL	13,058					AME16SMG12SV.1	9,922	AME16SMG12SV	13,058
30x2	1/2"	20	AME20SMG08EL.1	15,464	AME20SMG08EL	19,956	AME20SMGK08.1	10,341	AME20SMGK08	15,957	AME20SMG08SV.1	15,464	AME20SMG08SV	19,956
30x2	3/4"	20	AME20SMG12EL.1	7,401	AME20SMG12EL	11,893	AME20SMGK12.1	8,272	AME20SMGK12	12,764	AME20SMG12SV.1	7,401	AME20SMG12SV	11,893
30x2	1"	20	AME20SMG16EL.1	16,381	AME20SMG16EL	26,015					AME20SMG16SV.1	16,381	AME20SMG16SV	26,015
36x2	3/4"	25	AME25SMG12EL.1	22,348	AME25SMG12EL	30,054	AME25SMGK12.1	17,511	AME25SMGK12	26,061	AME25SMG12SV.1	22,348	AME25SMG12SV	30,054
36x2	1"	25	AME25SMG16EL.1	13,104	AME25SMG16EL	20,813	AME25SMGK16.1	14,008	AME25SMGK16	21,717	AME25SMG16SV.1	13,104	AME25SMG16SV	20,813
42x2	1"	30	AME30SMG16EL.1	28,438	AME30SMG16EL	37,973	AME30SMGK16.1	50,446	AME30SMGK16	59,978	AME30SMG16SV.1	28,438	AME30SMG16SV	37,973
42x2	1.1/4"	30	AME30SMG20EL.1	22,024	AME30SMG20EL	31,557	AME30SMGK20.1	23,399	AME30SMGK20	32,932	AME30SMG20SV.1	22,024	AME30SMG20SV	31,557
52x2	1.1/4"	38	AME38SMG20EL.1	30,781	AME38SMG20EL	44,370	AME38SMGK20.1	37,306	AME38SMGK20	54,292	AME38SMG20SV.1	30,781	AME38SMG20SV	44,370
52x2	1.1/2"	38	AME38SMG24EL.1	25,822	AME38SMG24EL	39,410	AME38SMGK24.1	29,845	AME38SMGK24	43,434	AME38SMG24SV.1	25,822	AME38SMG24SV	39,410

Disponibili anche nella "SERIE LL"



ADATTATORI DIN

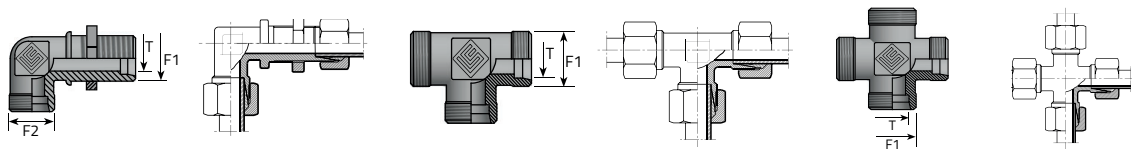
disponibili anche INOX



FILETTO			RACC. INTERMEDIO DIRITTO M DIN - M DIN				RACC. PASSAPARETE DIRITTO M DIN - M DIN				RACC. INTERMEDIO 90° M DIN - M DIN			
F1	F2	T	Cod. Corpo	€	Cod. Completo	€	Cod. Corpo	€	Cod. Completo	€	Cod. Corpo	€	Cod. Completo	€
12x1,5	12x1,5	6	AME06L.1	1,228	AME06L	3,038	APPME06L.1	4,089	APPME06L	5,899	LME06L.1	5,382	LME06L	7,192
14x1,5	14x1,5	8	AME08L.1	1,388	AME08L	3,394	APPME08L.1	4,105	APPME08L	6,108	LME08L.1	5,752	LME08L	7,755
16x1,5	16x1,5	10	AME10L.1	1,745	AME10L	4,007	APPME10L.1	5,333	APPME10L	7,595	LME10L.1	6,059	LME10L	8,321
18x1,5	18x1,5	12	AME12L.1	2,020	AME12L	4,701	APPME12L.1	5,978	APPME12L	8,662	LME12L.1	7,077	LME12L	9,759
22x1,5	22x1,5	15	AME15L.1	3,038	AME15L	6,528	APPME15L.1	9,663	APPME15L	13,153	LME15L.1	9,680	LME15L	13,169
26x1,5	26x1,5	18	AME18L.1	4,040	AME18L	9,952	APPME18L.1	15,206	APPME18L	21,118	LME18L.1	11,876	LME18L	17,789
30x2	30x2	22	AME22L.1	5,705	AME22L	13,654	APPME22L.1	19,016	APPME22L	26,968	LME22L.1	17,032	LME22L	24,981
36x2	36x2	28	AME28L.1	11,231	AME28L	24,640	APPME28L.1	27,632	APPME28L	41,041	LME28L.1	26,159	LME28L	39,571
45x2	45x2	35	AME35L.1	16,142	AME35L	33,721	APPME35L.1	45,374	APPME35L	62,954	LME35L.1	39,653	LME35L	57,232
52x2	52x2	42	AME42L.1	23,655	AME42L	43,597	APPME42L.1	64,745	APPME42L	84,684	LME42L.1	55,503	LME42L	75,442
14x1,5	14x1,5	6	AME06S.1	1,761	AME06S	3,732	APPME06S.1	4,848	APPME06S	6,819	LME06S.1	6,367	LME06S	8,338
16x1,5	16x1,5	8	AME08S.1	2,052	AME08S	4,187	APPME08S.1	6,413	APPME08S	8,547	LME08S.1	6,753	LME08S	8,888
18x1,5	18x1,5	10	AME10S.1	2,360	AME10S	5,139	APPME10S.1	7,143	APPME10S	9,922	LME10S.1	7,611	LME10S	10,390
20x1,5	20x1,5	12	AME12S.1	2,635	AME12S	5,801	APPME12S.1	10,017	APPME12S	13,186	LME12S.1	8,468	LME12S	11,634
22x1,5	22x1,5	14	AME14S.1	5,624	AME14S	10,793	APPME14S.1	16,626	APPME14S	21,798	LME14S.1	14,590	LME14S	19,762
24x1,5	24x1,5	16	AME16S.1	4,671	AME16S	10,937	APPME16S.1	15,108	APPME16S	21,379	LME16S.1	12,249	LME16S	18,518
30x2	30x2	20	AME20S.1	7,143	AME20S	16,126	APPME20S.1	23,979	APPME20S	32,962	LME20S.1	16,401	LME20S	25,383
36x2	36x2	25	AME25S.1	11,746	AME25S	27,161	APPME25S.1	37,341	APPME25S	52,757	LME25S.1	26,516	LME25S	41,931
42x2	42x2	30	AME30S.1	18,695	AME30S	37,761	APPME30S.1	45,244	APPME30S	64,309	LME30S.1	39,280	LME30S	58,348
52x2	52x2	38	AME38S.1	24,286	AME38S	51,464	APPME38S.1	77,479	APPME38S	104,656	LME38S.1	56,862	LME38S	84,039

Disponibili anche nella "SERIE LL"

Disponibili anche nella "SERIE LL"



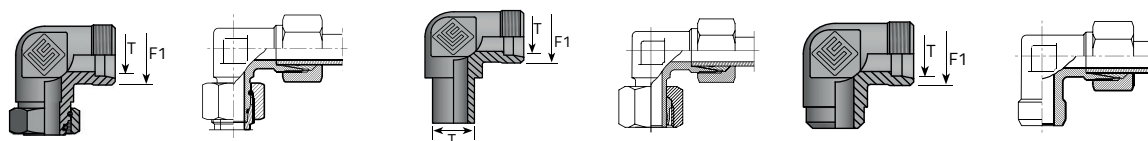
FILETTO			RACC. INTERMEDIO 90° PASSAPARETE M DIN - M DIN				RACC. T M DIN				RACC. INTERMEDIO A CROCE - M DIN			
F1	F2	T	Cod. Corpo	€	Cod. Completo	€	Cod. Corpo	€	Cod. Completo	€	Cod. Corpo	€	Cod. Compl.	€
12x1,5	12x1,5	6	LPPME06L.1	10,148	LPPME06L	11,958	TME06L.1	6,691	TME06L	9,405	CME06L.1	25,400	CME06L	29,020
14x1,5	14x1,5	8	LPPME08L.1	10,407	LPPME08L	12,410	TME08L.1	7,205	TME08L	10,211	CME08L.1	28,002	CME08L	32,009
16x1,5	16x1,5	10	LPPME10L.1	11,602	LPPME10L	13,864	TME10L.1	7,932	TME10L	11,327	CME10L.1	30,150	CME10L	34,677
18x1,5	18x1,5	12	LPPME12L.1	14,204	LPPME12L	16,885	TME12L.1	9,508	TME12L	13,542	CME12L.1	32,866	CME12L	38,229
22x1,5	22x1,5	15	LPPME15L.1	16,482	LPPME15L	19,972	TME15L.1	12,473	TME15L	17,710	CME15L.1	38,166	CME15L	45,146
26x1,5	26x1,5	18	LPPME18L.1	22,476	LPPME18L	28,389	TME18L.1	15,497	TME18L	24,368	CME18L.1	46,262	CME18L	58,089
30x2	30x2	22	LPPME22L.1	36,696	LPPME22L	44,645	TME22L.1	22,571	TME22L	34,497	CME22L.1	67,268	CME22L	83,165
36x2	36x2	28	LPPME28L.1	55,196	LPPME28L	68,607	TME28L.1	35,695	TME28L	55,811	CME28L.1	83,813	CME28L	110,636
45x2	45x2	35	LPPME35L.1	83,263	LPPME35L	100,842	TME35L.1	48,766	TME35L	75,135	CME35L.1	116,227	CME35L	151,386
52x2	52x2	42	LPPME42L.1	123,596	LPPME42L	143,535	TME42L.1	76,961	TME42L	106,872	CME42L.1	194,629	CME42L	234,592
14x1,5	14x1,5	6	LPPME06S.1	11,811	LPPME06S	13,785	TME06S.1	7,870	TME06S	10,826	CME06S.1	30,912	CME06S	34,854
16x1,5	16x1,5	8	LPPME08S.1	13,169	LPPME08S	15,301	TME08S.1	8,724	TME08S	11,925	CME08S.1	33,675	CME08S	37,940
18x1,5	18x1,5	10	LPPME10S.1	16,368	LPPME10S	19,147	TME10S.1	9,631	TME10S	13,798	CME10S.1	35,387	CME10S	40,946
20x1,5	20x1,5	12	LPPME12S.1	16,577	LPPME12S	19,746	TME12S.1	10,325	TME12S	15,078	CME12S.1	36,988	CME12S	43,319
22x1,5	22x1,5	14	LPPME14S.1	25,838	LPPME14S	31,007	TME14S.1	19,245	TME14S	27,000	CME14S.1	53,952	CME14S	64,293
24x1,5	24x1,5	16	LPPME16S.1	22,008	LPPME16S	28,277	TME16S.1	15,818	TME16S	25,223	CME16S.1	49,961	CME16S	62,502
30x2	30x2	20	LPPME20S.1	35,499	LPPME20S	44,484	TME20S.1	26,241	TME20S	39,718	CME20S.1	72,228	CME20S	90,196
36x2	36x2	25	LPPME25S.1	56,829	LPPME25S	72,244	TME25S.1	36,421	TME25S	59,543	CME25S.1	79,904	CME25S	110,734
42x2	42x2	30	LPPME30S.1	80,952	LPPME30S	100,020	TME30S.1	48,328	TME30S	76,929	CME30S.1	111,170	CME30S	149,303
52x2	52x2	38	LPPME38S.1	122,025	LPPME38S	149,205	TME38S.1	74,893	TME38S	115,661	CME38S.1	183,558	CME38S	237,915

Disponibili anche nella "SERIE LL"



ADATTATORI DIN

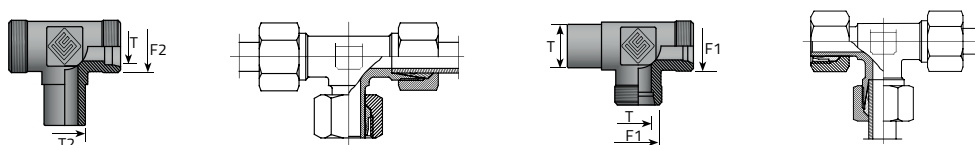
disponibili anche INOX



FILETTO			T mm.	RACC. GOMITO 90° M DIN - F GIREVOLE DIN CON ORING				RACC. GOMITO 90° ORIENT. M DIN - TUBO DIN				RACC. GOMITO 90° ESTREMITÀ - M DIN			
F1	F2	mm.		Cod. Corpo	€	Cod. Completo	€	Cod. Corpo	€	Cod. Completo	€	Cod. Corpo	€	Cod. Completo	€
12x1,5	12x1,5	6	LME06LFE06L.1	10,567	LME06LFE06L	11,474	LME06LTL06.1	6,258	LME06LTL06	8,095	LME06LW.1	21,178	LME06LW	23,404	
14x1,5	14x1,5	8	LME08LFE08L.1	10,513	LME08LFE08L	11,512	LME08LTL08.1	6,182	LME08LTL08	8,226	LME08LW.1	21,314	LME08LW	23,739	
16x1,5	16x1,5	10	LME10LFE10L.1	11,512	LME10LFE10L	12,644	LME10LTL10.1	6,781	LME10LTL10	9,097	LME10LW.1	8,349	LME10LW	10,309	
18x1,5	18x1,5	12	LME12LFE12L.1	15,867	LME12LFE12L	17,209	LME12LTL12.1	8,575	LME12LTL12	11,294	LME12LW.1	10,099	LME12LW	11,974	
22x1,5	22x1,5	15	LME15LFE15L.1	15,987	LME15LFE15L	17,734	LME15LTL15.1	9,522	LME15LTL15	13,088	LME15LW.1	12,336	LME15LW	14,770	
26x1,5	26x1,5	18	LME18LFE18L.1	22,430	LME18LFE18L	25,389	LME18LTL18.1	12,892	LME18LTL18	18,889	LME18LW.1	27,011	LME18LW	32,679	
30x2	30x2	22	LME22LFE22L.1	30,705	LME22LFE22L	34,679	LME22LTL22.1	18,208	LME22LTL22	26,274	LME22LW.1	32,221	LME22LW	39,661	
36x2	36x2	28	LME28LFE28L.1	46,616	LME28LFE28L	53,323	LME28LTL28.1	27,632	LME28LTL28	41,220	LME28LW.1	40,396	LME28LW	51,292	
45x2	45x2	35	LME35LFE35L.1	69,598	LME35LFE35L	78,388	LME35LTL35.1	44,141	LME35LTL35	61,998	LME35LW.1	50,399	LME35LW	66,307	
52x2	52x2	42	LME42LFE42L.1	102,835	LME42LFE42L	112,806	LME42LTL42.1	63,003	LME42LTL42	83,345	LME42LW.1	67,744	LME42LW	89,377	
14x1,5	14x1,5	6	LME06SFE06S.1	11,882	LME06SFE06S	12,867	LME06STS06.1	7,075	LME06STS06	9,081	LME06SW.1	21,314	LME06SW	23,723	
16x1,5	16x1,5	8	LME08SFE08S.1	13,376	LME08SFE08S	14,441	LME08STS08.1	7,921	LME08STS08	10,099	LME08SW.1	22,011	LME08SW	24,678	
18x1,5	18x1,5	10	LME10SFE10S.1	14,890	LME10SFE10S	16,281	LME10STS10.1	8,863	LME10STS10	11,699	LME10SW.1	11,621	LME10SW	13,665	
20x1,5	20x1,5	12	LME12SFE12S.1	15,543	LME12SFE12S	17,127	LME12STS12.1	9,255	LME12STS12	12,492	LME12SW.1	12,652	LME12SW	14,936	
22x1,5	22x1,5	14	LME14SFE14S.1	21,834	LME14SFE14S	24,420	LME14STS14.1	13,619	LME14STS14	18,856	LME14SW.1	13,951	LME14SW	17,329	
24x1,5	24x1,5	16	LME16SFE16S.1	23,121	LME16SFE16S	26,257	LME16STS16.1	12,802	LME16STS16	19,163	LME16SW.1	17,647	LME16SW	21,815	
30x2	30x2	20	LME20SFE20S.1	32,894	LME20SFE20S	37,385	LME20STS20.1	19,087	LME20STS20	28,195	LME20SW.1	32,221	LME20SW	40,189	
36x2	36x2	25	LME25SFE25S.1	49,131	LME25SFE25S	56,837	LME25STS25.1	28,086	LME25STS25	43,676	LME25SW.1	40,385	LME25SW	53,524	
42x2	42x2	30	LME30SFE30S.1	70,167	LME30SFE30S	79,700	LME30STS30.1	43,869	LME30STS30	63,228	LME30SW.1	51,611	LME30SW	67,578	
52x2	52x2	38	LME38SFE38S.1	105,922	LME38SFE38S	119,510	LME38STS38.1	63,381	LME38STS38	90,956	LME38SW.1	67,807	LME38SW	93,776	

SERIE L

SERIE S



FILETTO			T mm.	RACC. T ORIENT. - M-M-F GIR AL PIEDE				RACC. T ORIENT. - M-M-F GIR AL BRACCIO			
F1	F2	mm.		Cod. Corpo	€	Cod. Completo	€	Cod. Corpo	€	Cod. Completo	€
12x1,5	12x1,5	6	TME06LTL06P.1	9,666	TME06LTL06P	12,037	TME06LTL06B.1	9,307	TME06LTL06B	12,410	
14x1,5	14x1,5	8	TME08LTL08P.1	9,862	TME08LTL08P	12,750	TME08LTL08B.1	9,696	TME08LTL08B	12,911	
16x1,5	16x1,5	10	TME10LTL10P.1	10,801	TME10LTL10P	14,607	TME10LTL10B.1	11,150	TME10LTL10B	14,285	
18x1,5	18x1,5	12	TME12LTL12P.1	12,075	TME12LTL12P	15,271	TME12LTL12B.1	11,109	TME12LTL12B	16,158	
22x1,5	22x1,5	15	TME15LTL15P.1	15,815	TME15LTL15P	20,279	TME15LTL15B.1	14,936	TME15LTL15B	21,167	
26x1,5	26x1,5	18	TME18LTL18P.1	19,844	TME18LTL18P	27,420	TME18LTL18B.1	18,437	TME18LTL18B	28,843	
30x2	30x2	22	TME22LTL22P.1	31,083	TME22LTL22P	43,548	TME22LTL22B.1	31,435	TME22LTL22B	43,191	
36x2	36x2	28	TME28LTL28P.1	45,657	TME28LTL28P	65,376	TME28LTL28B.1	44,977	TME28LTL28B	66,057	
45x2	45x2	35	TME35LTL35P.1	66,062	TME35LTL35P	88,095	TME35LTL35B.1	66,062	TME35LTL35B	89,774	
52x2	52x2	42	TME42LTL42P.1	92,072	TME42LTL42P	120,330	TME42LTL42B.1	92,072	TME42LTL42B	119,442	
14x1,5	14x1,5	6	TME06STS06P.1	11,329	TME06STS06P	13,864	TME06STS06B.1	11,329	TME06STS06B	14,122	
16x1,5	16x1,5	8	TME08STS08P.1	12,391	TME08STS08P	15,206	TME08STS08B.1	11,953	TME08STS08B	15,657	
18x1,5	18x1,5	10	TME10STS10P.1	13,542	TME10STS10P	17,176	TME10STS10B.1	12,922	TME10STS10B	17,789	
20x1,5	20x1,5	12	TME12STS12P.1	14,996	TME12STS12P	19,664	TME12STS12B.1	14,816	TME12STS12B	19,844	
22x1,5	22x1,5	14	TME14STS14P.1	23,086	TME14STS14P	30,103	TME14STS14B.1	22,223	TME14STS14B	30,975	
24x1,5	24x1,5	16	TME16STS16P.1	21,496	TME16STS16P	28,130	TME16STS16B.1	18,573	TME16STS16B	31,073	
30x2	30x2	20	TME20STS20P.1	32,205	TME20STS20P	46,164	TME20STS20B.1	32,477	TME20STS20B	45,889	
36x2	36x2	25	TME25STS25P.1	46,839	TME25STS25P	69,674	TME25STS25B.1	46,264	TME25STS25B	70,257	
42x2	42x2	30	TME30STS30P.1	63,577	TME30STS30P	90,566	TME30STS30B.1	66,062	TME30STS30B	92,586	
52x2	52x2	38	TME38STS38P.1	94,663	TME38STS38P	132,710	TME38STS38B.1	92,072	TME38STS38B	136,020	

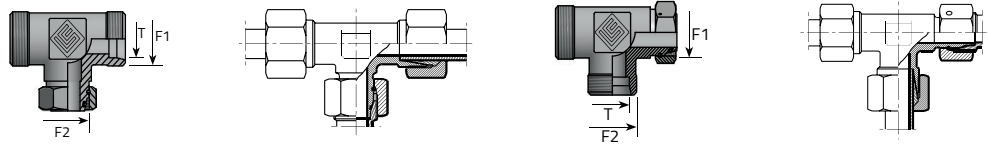
SERIE L

SERIE S



ADATTATORI DIN

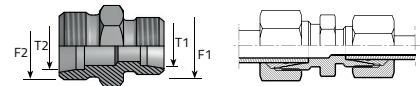
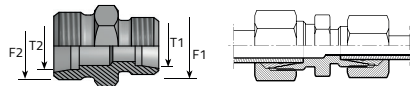
disponibili anche INOX



FILETTO			T	RACC. T ORIENT. - M-M-F GIR AL PIEDE CON O-RING				RACC. T ORIENT. - M-M-F GIR AL BRACCIO CON O-RING			
F1	F2	mm.	Cod. Corpo	€	Cod. Completo	€	Cod. Corpo	€	Cod. Completo	€	
12x1,5	12x1,5	6	TME06LFE06LP.1	16,126	TME06LFE06LP	17,936	TME06LFE06LB.1	16,610	TME06LFE06LB	18,420	
14x1,5	14x1,5	8	TME08LFE08LP.1	16,760	TME08LFE08LP	18,763	TME08LFE08LB.1	16,961	TME08LFE08LB	18,965	
16x1,5	16x1,5	10	TME10LFE10LP.1	19,006	TME10LFE10LP	21,268	TME10LFE10LB.1	18,562	TME10LFE10LB	20,824	
18x1,5	18x1,5	12	TME12LFE12LP.1	19,373	TME12LFE12LP	22,057	TME12LFE12LB.1	20,546	TME12LFE12LB	23,228	
22x1,5	22x1,5	15	TME15LFE15LP.1	25,353	TME15LFE15LP	28,843	TME15LFE15LB.1	26,565	TME15LFE15LB	30,054	
26x1,5	26x1,5	18	TME18LFE18LP.1	32,986	TME18LFE18LP	38,901	TME18LFE18LB.1	34,905	TME18LFE18LB	40,820	
30x2	30x2	22	TME22LFE22LP.1	52,239	TME22LFE22LP	60,191	TME22LFE22LB.1	51,777	TME22LFE22LB	59,725	
36x2	36x2	28	TME28LFE28LP.1	75,581	TME28LFE28LP	88,993	TME28LFE28LB.1	76,450	TME28LFE28LB	89,861	
45x2	45x2	35	TME35LFE35LP.1	100,153	TME35LFE35LP	117,733	TME35LFE35LB.1	102,293	TME35LFE35LB	119,875	
52x2	52x2	42	TME42LFE42LP.1	159,073	TME42LFE42LP	179,012	TME42LFE42LB.1	161,577	TME42LFE42LB	181,519	
14x1,5	14x1,5	6	TME06SFE06SP.1	18,592	TME06SFE06SP	20,563	TME06SFE06SB.1	18,913	TME06SFE06SB	20,884	
16x1,5	16x1,5	8	TME08SFE08SP.1	20,530	TME08SFE08SP	22,661	TME08SFE08SB.1	18,712	TME08SFE08SB	20,843	
18x1,5	18x1,5	10	TME10SFE10SP.1	22,307	TME10SFE10SP	25,087	TME10SFE10SB.1	23,135	TME10SFE10SB	25,914	
20x1,5	20x1,5	12	TME12SFE12SP.1	25,089	TME12SFE12SP	28,258	TME12SFE12SB.1	25,353	TME12SFE12SB	28,519	
22x1,5	22x1,5	14	TME14SFE14SP.1	37,385	TME14SFE14SP	42,557	TME14SFE14SB.1	38,558	TME14SFE14SB	43,727	
24x1,5	24x1,5	16	TME16SFE16SP.1	34,448	TME16SFE16SP	40,720	TME16SFE16SB.1	38,327	TME16SFE16SB	44,596	
30x2	30x2	20	TME20SFE20SP.1	55,144	TME20SFE20SP	64,129	TME20SFE20SB.1	54,782	TME20SFE20SB	63,765	
36x2	36x2	25	TME25SFE25SP.1	79,958	TME25SFE25SP	95,374	TME25SFE25SB.1	80,685	TME25SFE25SB	96,100	
42x2	42x2	30	TME30SFE30SP.1	101,675	TME30SFE30SP	120,743	TME30SFE30SB.1	104,120	TME30SFE30SB	123,188	
52x2	52x2	38	TME38SFE38SP.1	165,794	TME38SFE38SP	192,971	TME38SFE38SB.1	170,560	TME38SFE38SB	197,737	

SERIE L

SERIE S



FILETTO		T1	T2	RACC. INTERMEDIO RIDOTTO M DIN - M DIN			
F1	F2	mm.	mm.	Cod. Corpo	€	Cod. Completo	€
14x1,5	12x1,5	8	6	AME0806L.1	4,557	AME0806L	6,462
16x1,5	12x1,5	10	6	AME1006L.1	5,090	AME1006L	7,126
16x1,5	14x1,5	10	8	AME1008L.1	5,221	AME1008L	7,352
18x1,5	12x1,5	12	6	AME1206L.1	5,768	AME1206L	8,014
18x1,5	14x1,5	12	8	AME1208L.1	5,850	AME1208L	8,191
18x1,5	16x1,5	12	10	AME1210L.1	5,978	AME1210L	8,452
22x1,5	16x1,5	15	10	AME1510L.1	7,641	AME1510L	10,518
22x1,5	18x1,5	15	12	AME1512L.1	7,641	AME1512L	10,730
26x1,5	16x1,5	18	10	AME1810L.1	10,469	AME1810L	14,558
26x1,5	18x1,5	18	12	AME1812L.1	10,341	AME1812L	14,639
26x1,5	22x1,5	18	15	AME1815L.1	10,567	AME1815L	15,271
30x2	18x1,5	22	12	AME2212L.1	18,260	AME2212L	23,576
30x2	22x1,5	22	15	AME2215L.1	13,379	AME2215L	19,098
30x2	26x1,5	22	18	AME2218L.1	13,540	AME2218L	20,473
36x2	26x1,5	28	18	AME2818L.1	29,374	AME2818L	39,037
36x2	30x2	28	22	AME2822L.1	28,568	AME2822L	39,250
45x2	30x2	35	22	AME3522L.1	38,958	AME3522L	51,722
45x2	36x2	35	28	AME3528L.1	40,006	AME3528L	55,503

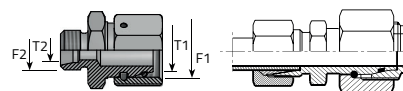
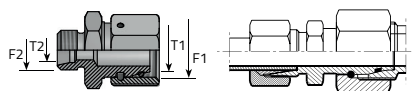
SERIE L

FILETTO		T1	T2	RACC. INTERMEDIO RIDOTTO M DIN - M DIN			
F1	F2	mm.	mm.	Cod. Corpo	€	Cod. Completo	€
16x1,5	14x1,5	8	6	AME0806S.1	7,061	AME0806S	9,114
18x1,5	14x1,5	10	6	AME1006S.1	9,421	AME1006S	11,795
18x1,5	16x1,5	10	8	AME1008S.1	6,724	AME1008S	11,553
20x1,5	14x1,5	12	6	AME1206S.1	9,176	AME1206S	11,746
20x1,5	16x1,5	12	8	AME1208S.1	9,146	AME1208S	11,795
20x1,5	18x1,5	12	10	AME1210S.1	9,290	AME1210S	12,266
22x1,5	18x1,5	14	10	AME1410S.1	18,551	AME1410S	22,525
22x1,5	20x1,5	14	12	AME1412S.1	17,936	AME1412S	22,106
24x1,5	20x1,5	16	12	AME1612S.1	11,261	AME1612S	15,981
24x1,5	22x1,5	16	14	AME1614S.1	17,304	AME1614S	23,026
30x2	18x1,5	20	10	AME2010S.1	15,900	AME2010S	21,782
30x2	20x1,5	20	12	AME2012S.1	16,401	AME2012S	22,476
30x2	22x1,5	20	14	AME2014S.1	22,977	AME2014S	30,054
30x2	24x1,5	20	16	AME2016S.1	15,494	AME2016S	23,121
36x2	24x1,5	25	16	AME2516S.1	30,991	AME2516S	41,833
36x2	30x2	25	20	AME2520S.1	28,971	AME2520S	41,171
42x2	30x2	30	20	AME3020S.1	36,920	AME3020S	55,438
42x2	36x2	30	25	AME3025S.1	41,591	AME3025S	58,832
52x2	36x2	38	25	AME3825S.1	86,157	AME3825S	107,451
52x2	42x2	38	30	AME3830S.1	59,526	AME3830S	82,651

SERIE S

ADATTATORI DIN

disponibili anche INOX



FILETTO		T1	T2	RID. F GIREVOLE DIN CON O-RING – M DIN			
F1	F2	mm.	mm.	Cod. Corpo	€	Cod. Completo	€
14X1,5	12X1,5	8	6	AFE08LME06L.1	6,650	AFE08LME06L	7,554
16X1,5	12X1,5	10	6	AFE10LME06L.1	6,952	AFE10LME06L	7,856
16X1,5	14X1,5	10	8	AFE10LME08L.1	6,977	AFE10LME08L	7,978
18X1,5	12X1,5	12	6	AFE12LME06L.1	7,437	AFE12LME06L	8,340
18X1,5	14X1,5	12	8	AFE12LME08L.1	7,461	AFE12LME08L	8,463
18X1,5	16X1,5	12	10	AFE12LME10L.1	7,494	AFE12LME10L	8,624
22X1,5	12X1,5	15	6	AFE15LME06L.1	8,790	AFE15LME06L	9,696
22X1,5	14X1,5	15	8	AFE15LME08L.1	8,370	AFE15LME08L	9,372
22X1,5	16X1,5	15	10	AFE15LME10L.1	8,422	AFE15LME10L	9,555
22X1,5	18X1,5	15	12	AFE15LME12L.1	8,455	AFE15LME12L	9,797
26X1,5	12X1,5	18	6	AFE18LME06L.1	18,586	AFE18LME06L	19,490
26X1,5	14X1,5	18	8	AFE18LME08L.1	11,218	AFE18LME08L	12,179
26X1,5	16X1,5	18	10	AFE18LME10L.1	11,090	AFE18LME10L	12,219
26X1,5	18X1,5	18	12	AFE18LME12L.1	11,120	AFE18LME12L	12,462
26X1,5	22X1,5	18	15	AFE18LME15L.1	11,242	AFE18LME15L	12,987
30X2	12X1,5	22	6	AFE22LME06L.1	22,849	AFE22LME06L	23,753
30X2	14X1,5	22	8	AFE22LME08L.1	21,581	AFE22LME08L	22,582
30X2	16X1,5	22	10	AFE22LME10L.1	20,037	AFE22LME10L	21,167
30X2	18X1,5	22	12	AFE22LME12L.1	14,332	AFE22LME12L	15,674
30X2	22X1,5	22	15	AFE22LME15L.1	14,454	AFE22LME15L	16,199
30X2	26X1,5	22	18	AFE22LME18L.1	14,735	AFE22LME18L	17,694
36X2	12X1,5	28	6	AFE28LME06L.1	37,834	AFE28LME06L	38,741
36X2	14X1,5	28	8	AFE28LME08L.1	35,779	AFE28LME08L	36,781
36X2	16X1,5	28	10	AFE28LME10L.1	29,428	AFE28LME10L	30,558
36X2	18X1,5	28	12	AFE28LME12L.1	27,077	AFE28LME12L	28,419
36X2	22X1,5	28	15	AFE28LME15L.1	26,693	AFE28LME15L	28,438
36X2	26X1,5	28	18	AFE28LME18L.1	26,995	AFE28LME18L	29,954
36X2	30X2	28	22	AFE28LME22L.1	27,232	AFE28LME22L	31,206
45X2	12X1,5	35	6	AFE35LME06L.1	151,731	AFE35LME06L	152,635
45X2	14X1,5	35	8	AFE35LME08L.1	116,086	AFE35LME08L	117,088
45X2	16X1,5	35	10	AFE35LME10L.1	108,442	AFE35LME10L	109,575
45X2	18X1,5	35	12	AFE35LME12L.1	108,494	AFE35LME12L	109,836
45X2	22X1,5	35	15	AFE35LME15L.1	50,930	AFE35LME15L	52,675
45X2	26X1,5	35	18	AFE35LME18L.1	42,143	AFE35LME18L	45,102
45X2	30X2	35	22	AFE35LME22L.1	37,633	AFE35LME22L	41,607
45X2	36X2	35	28	AFE35LME28L.1	37,105	AFE35LME28L	43,809
52X2	12X1,5	42	6	AFE42LME06L.1	173,867	AFE42LME06L	174,771
52X2	14X1,5	42	8	AFE42LME08L.1	132,889	AFE42LME08L	133,891
52X2	16X1,5	42	10	AFE42LME10L.1	151,745	AFE42LME10L	152,877
52X2	18X1,5	42	12	AFE42LME12L.1	152,303	AFE42LME12L	153,645
52X2	22X1,5	42	15	AFE42LME15L.1	152,344	AFE42LME15L	154,089
52X2	26X1,5	42	18	AFE42LME18L.1	78,439	AFE42LME18L	81,398
52X2	30X2	42	22	AFE42LME22L.1	50,116	AFE42LME22L	54,090
52X2	36X2	42	28	AFE42LME28L.1	47,971	AFE42LME28L	54,676
52X2	42X2	42	35	AFE42LME35L.1	52,713	AFE42LME35L	61,503

SERIE I

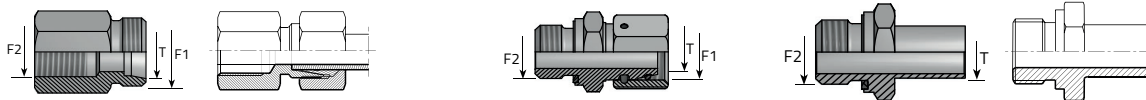
FILETTO		T1	T2	RID. F GIREVOLE DIN CON O-RING – M DIN			
F1	F2	mm.	mm.	Cod. Corpo	€	Cod. Completo	€
16X1,5	14X1,5	8	6	AFE08SME06S.1	15,598	AFE08SME06S	16,583
18X1,5	14X1,5	10	6	AFE10SME06S.1	10,001	AFE10SME06S	10,986
18X1,5	16X1,5	10	8	AFE10SME08S.1	10,023	AFE10SME08S	11,090
20X1,5	14X1,5	12	6	AFE12SME06S.1	8,569	AFE12SME06S	9,555
20X1,5	16X1,5	12	8	AFE12SME08S.1	8,610	AFE12SME08S	9,674
20X1,5	18X1,5	12	10	AFE12SME10S.1	8,507	AFE12SME10S	9,897
22X1,5	14X1,5	14	6	AFE14SME06S.1	25,111	AFE14SME06S	26,097
22X1,5	16X1,5	14	8	AFE14SME08S.1	24,485	AFE14SME08S	25,549
22X1,5	18X1,5	14	10	AFE14SME10S.1	24,586	AFE14SME10S	25,974
22X1,5	20X1,5	14	12	AFE14SME12S.1	24,632	AFE14SME12S	26,216
24X1,5	14X1,5	16	6	AFE16SME06S.1	16,991	AFE16SME06S	17,977
24X1,5	16X1,5	16	8	AFE16SME08S.1	11,920	AFE16SME08S	12,987
24X1,5	18X1,5	16	10	AFE16SME10S.1	12,018	AFE16SME10S	13,412
24X1,5	20X1,5	16	12	AFE16SME12S.1	12,070	AFE16SME12S	13,654
24X1,5	22X1,5	16	14	AFE16SME14S.1	27,912	AFE16SME14S	30,498
30X2	14X1,5	20	6	AFE20SME06S.1	22,887	AFE20SME06S	23,873
30X2	16X1,5	20	8	AFE20SME08S.1	21,374	AFE20SME08S	22,441
30X2	18X1,5	20	10	AFE20SME10S.1	18,284	AFE20SME10S	19,672
30X2	20X1,5	20	12	AFE20SME12S.1	15,442	AFE20SME12S	17,027
30X2	22X1,5	20	14	AFE20SME14S.1	38,860	AFE20SME14S	41,446
30X2	24X1,5	20	16	AFE20SME16S.1	15,851	AFE20SME16S	18,987
36X2	14X1,5	25	6	AFE25SME06S.1	38,945	AFE25SME06S	39,930
36X2	16X1,5	25	8	AFE25SME08S.1	38,177	AFE25SME08S	39,244
36X2	18X1,5	25	10	AFE25SME10S.1	35,069	AFE25SME10S	36,457
36X2	20X1,5	25	12	AFE25SME12S.1	27,784	AFE25SME12S	29,369
36X2	22X1,5	25	14	AFE25SME14S.1	59,341	AFE25SME14S	61,927
36X2	24X1,5	25	16	AFE25SME16S.1	26,516	AFE25SME16S	29,652
36X2	30X2	25	20	AFE25SME20S.1	28,005	AFE25SME20S	32,499
42X2	14X1,5	30	6	AFE30SME06S.1	51,504	AFE30SME06S	52,659
42X2	16X1,5	30	8	AFE30SME08S.1	46,763	AFE30SME08S	47,830
42X2	18X1,5	30	10	AFE30SME10S.1	43,532	AFE30SME10S	44,920
42X2	20X1,5	30	12	AFE30SME12S.1	36,852	AFE30SME12S	38,436
42X2	22X1,5	30	14	AFE30SME14S.1	68,169	AFE30SME14S	70,752
42X2	24X1,5	30	16	AFE30SME16S.1	35,504	AFE30SME16S	38,637
42X2	30X2	30	20	AFE30SME20S.1	35,014	AFE30SME20S	39,508
42X2	36X2	30	25	AFE30SME25S.1	37,597	AFE30SME25S	45,304
52X2	14X1,5	38	6	AFE38SME06S.1	148,318	AFE38SME06S	149,303
52X2	16X1,5	38	8	AFE38SME08S.1	148,337	AFE38SME08S	149,404
52X2	18X1,5	38	10	AFE38SME10S.1	140,944	AFE38SME10S	142,335
52X2	20X1,5	38	12	AFE38SME12S.1	72,622	AFE38SME12S	74,207
52X2	22X1,5	38	14	AFE38SME14S.1	124,742	AFE38SME14S	127,328
52X2	24X1,5	38	16	AFE38SME16S.1	60,569	AFE38SME16S	63,705
52X2	30X2	38	20	AFE38SME20S.1	56,606	AFE38SME20S	61,100
52X2	36X2	38	25	AFE38SME25S.1	57,411	AFE38SME25S	65,118
52X2	42X2	38	30	AFE38SME30S.1	57,866	AFE38SME30S	67,401

SERIE S



ADATTATORI DIN-BSPP

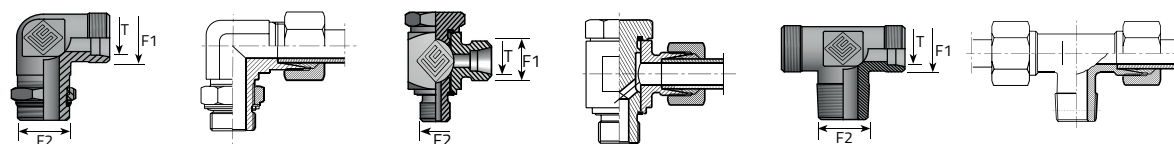
disponibili anche INOX



FILETTO			T mm.	RACC. TERM. DIRITTO M DIN - F FISSA GAS CILINDRICA				RACC. F GIREVOLE - M GAS CIL FORMA E DIN 3852				RACC. M GAS CIL FORMA E DIN 3852 - TUBO DIN			
F1	F2	mm.		Cod. Corpo	€	Cod. Completo	€	Codice	€	Cod. Corpo	€	Cod. Completo	€		
12x1,5	1/8"	6	AME06LFFG02.1	2,570	AME06LFFG02	3,473	AFE06LMG02EL	8,019	AMG02ELTL06.1	3,846	AMG02ELTL06	4,750			
14x1,5	1/4"	8	AME08LFFG04.1	2,763	AME08LFFG04	3,765	AFE08LMG04EL	8,564	AMG04ELTL08.1	4,265	AMG04ELTL08	5,267			
16x1,5	1/4"	10	AME10LFFG04.1	2,973	AME10LFFG04	4,105	AFE10LMG04EL	8,907	AMG04ELTL10.1	4,314	AMG04ELTL10	5,444			
18x1,5	3/8"	12	AME12LFFG06.1	3,637	AME12LFFG06	4,979	AFE12LMG06EL	9,212	AMG06ELTL12.1	4,573	AMG06ELTL12	5,912			
22x1,5	1/2"	15	AME15LFFG08.1	5,139	AME15LFFG08	6,884	AFE15LMG08EL	12,260	AMG08ELTL15.1	6,318	AMG08ELTL15	8,063			
26x1,5	1/2"	18	AME18LFFG08.1	6,108	AME18LFFG08	9,065	AFE18LMG08EL	13,855	AMG08ELTL18.1	7,483	AMG08ELTL18	10,439			
30x2	3/4"	22	AME22LFFG12.1	9,533	AME22LFFG12	13,507	AFE22LMG12EL	20,642	AMG12ELTL22.1	11,441	AMG12ELTL22	15,415			
36x2	1"	28	AME28LFFG16.1	28,195	AME28LFFG16	34,903	AFE28LMG16EL	30,357	AMG16ELTL28.1	17,274	AMG16ELTL28	23,979			
45x2	1.1/4"	35	AME35LFFG20.1	46,180	AME35LFFG20	54,970	AFE35LMG20EL	51,828	AMG20ELTL35.1	31,347	AMG20ELTL35	40,137			
52x2	1.1/2"	42	AME42LFFG24.1	50,236	AME42LFFG24	60,204	AFE42LMG24EL	58,291	AMG24ELTL42.1	34,968	AMG24ELTL42	44,936			
14x1,5	1/4"	6	AME06SFFG04.1	5,961	AME06SFFG04	6,947	AFE06SMG04EL	9,190	AMG04ELTS06.1	4,265	AMG04ELTS06	5,251			
16x1,5	1/4"	8	AME08SFFG04.1	6,059	AME08SFFG04	7,126	AFE08SMG04EL	9,350	AMG04ELTS08.1	4,265	AMG04ELTS08	5,333			
18x1,5	3/8"	10	AME10SFFG06.1	7,739	AME10SFFG06	9,130	AFE10SMG06EL	9,492	AMG06ELTS10.1	4,589	AMG06ELTS10	5,978			
20x1,5	3/8"	12	AME12SFFG06.1	7,886	AME12SFFG06	9,467	AFE12SMG06EL	9,775	AMG06ELTS12.1	4,589	AMG06ELTS12	6,171			
22x1,5	1/2"	14	AME14SFFG08.1	13,766	AME14SFFG08	16,352	AFE14SMG08EL	17,794	AMG08ELTS14.1	9,726	AMG08ELTS14	12,312			
24x1,5	1/2"	16	AME16SFFG08.1	9,549	AME16SFFG08	12,685	AFE16SMG08EL	15,249	AMG08ELTS16.1	7,886	AMG08ELTS16	11,019			
30x2	3/4"	20	AME20SFFG12.1	16,482	AME20SFFG12	20,974	AFE20SMG12EL	22,016	AMG12ELTS20.1	13,153	AMG12ELTS20	17,645			
36x2	1"	25	AME25SFFG16.1	33,237	AME25SFFG16	40,946	AFE25SMG16EL	31,873	AMG16ELTS25.1	18,840	AMG16ELTS25	26,548			
42x2	1.1/4"	30	AME30SFFG20.1	46,278	AME30SFFG20	55,811	AFE30SMG20EL	48,415	AMG20ELTS30.1	27,632	AMG20ELTS30	37,165			
52x2	1.1/2"	38	AME38SFFG24.1	52,626	AME38SFFG24	66,217	AFE38SMG24EL	76,469	AMG24ELTS38.1	44,566	AMG24ELTS38	58,155			

SERIE L

SERIE S



FILETTO			T mm.	RACC. TERMINALE 90° ORIENT. M DIN - M GAS CIL				RACC. 90° ORIENT. M DIN - BULLONE FORATO GAS CIL				RACC. TERMINALE T M DIN - M GAS CONICO AL PIEDE			
F1	F2	mm.		Cod. Corpo	€	Cod. Completo	€	Cod. Corpo	€	Cod. Completo	€	Cod. Corpo	€	Cod. Completo	€
12x1,5	1/8"	6	LME06LMOG02.1	16,635	LME06LMOG02	17,541	LME06LBFG02.1	16,692	LME06LBFG02	17,596	TME06LMGK02P.1	15,140	TME06LMGK02P	16,950	
14x1,5	1/4"	8	LME08LMOG04.1	17,231	LME08LMOG04	18,232	LME08LBFG04.1	18,001	LME08LBFG04	19,003	TME08LMGK04P.1	16,466	TME08LMGK04P	18,469	
16x1,5	1/4"	10	LME10LMOG04.1	18,614	LME10LMOG04	19,746	LME10LBFG04.1	18,276	LME10LBFG04	19,406	TME10LMGK04P.1	17,838	TME10LMGK04P	20,100	
18x1,5	3/8"	12	LME12LMOG06.1	20,652	LME12LMOG06	21,992	LME12LBFG06.1	23,268	LME12LBFG06	24,610	TME12LMGK06P.1	21,540	TME12LMGK06P	24,221	
22x1,5	1/2"	15	LME15LMOG08.1	24,428	LME15LMOG08	26,173	LME15LBFG08.1	27,874	LME15LBFG08	29,619	TME15LMGK08P.1	32,058	TME15LMGK08P	35,548	
26x1,5	1/2"	18	LME18LMOG08.1	27,229	LME18LMOG08	30,185	LME18LBFG08.1	35,855	LME18LBFG08	38,811	TME18LMGK08P.1	43,548	TME18LMGK08P	49,460	
30x2	3/4"	22	LME22LMOG12.1	32,366	LME22LMOG12	36,340	LME22LBFG12.1	56,020	LME22LBFG12	59,997	TME22LMGK12P.1	64,132	TME22LMGK12P	72,081	
36x2	1"	28	LME28LMOG16.1	59,861	LME28LMOG16	66,568	LME28LBFG16.1	88,517	LME28LBFG16	95,221	TME28LMGK16P.1	88,255	TME28LMGK16P	101,667	
45x2	1.1/4"	35	LME35LMOG20.1	97,246	LME35LMOG20	106,036	LME35LBFG20.1	135,374	LME35LBFG20	144,164	TME35LMGK20P.1	138,056	TME35LMGK20P	155,635	
52x2	1.1/2"	42	LME42LMOG24.1	124,930	LME42LMOG24	134,898	LME42LBFG24.1	179,388	LME42LBFG24	189,359	TME42LMGK24P.1	182,396	TME42LMGK24P	202,332	
14x1,5	1/4"	6	LME06SMOG04.1	17,225	LME06SMOG04	18,213	LME06SBFG04.1	18,017	LME06SBFG04	19,003	TME06SMGK04P.1	17,304	TME06SMGK04P	19,278	
16x1,5	1/4"	8	LME08SMOG04.1	18,573	LME08SMOG04	19,640	LME08SBFG04.1	18,646	LME08SBFG04	19,713	TME08SMGK04P.1	18,679	TME08SMGK04P	20,813	
18x1,5	3/8"	10	LME10SMOG06.1	20,688	LME10SMOG06	22,079	LME10SBFG06.1	23,818	LME10SBFG06	25,206	TME10SMGK06P.1	27,632	TME10SMGK06P	30,408	
20x1,5	3/8"	12	LME12SMOG06.1	21,880	LME12SMOG06	23,464	LME12SBFG06.1	23,864	LME12SBFG06	25,449	TME12SMGK06P.1	27,888	TME12SMGK06P	31,056	
22x1,5	1/2"	14	LME14SMOG08.1	20,133	LME14SMOG08	23,848	LME14SBFG08.1	31,865	LME14SBFG08	34,448	TME14SMGK08P.1	52,983	TME14SMGK08P	58,155	
24x1,5	1/2"	16	LME16SMOG08.1	27,281	LME16SMOG08	30,417	LME16SBFG08.1	35,790	LME16SBFG08	38,926	TME16SMGK08P.1	44,305	TME16SMGK08P	50,576	
30x2	3/4"	20	LME20SMOG12.1	32,521	LME20SMOG12	37,012	LME20SBFG12.1	57,798	LME20SBFG12	62,289	TME20SMGK12P.1	70,339	TME20SMGK12P	79,321	
36x2	1"	25	LME25SMOG16.1	60,163	LME25SMOG16	67,870	LME25SBFG16.1	89,243	LME25SBFG16	96,950	TME25SMGK16P.1	95,123	TME25SMGK16P	110,538	
42x2	1.1/4"	30	LME30SMOG20.1	97,491	LME30SMOG20	107,024	LME30SBFG20.1	139,624	LME30SBFG20	149,156	TME30SMGK20P.1	166,461	TME30SMGK20P	185,529	
52x2	1.1/2"	38	LME38SMOG24.1	126,016	LME38SMOG24	139,605	LME38SBFG24.1	186,337	LME38SBFG24	199,926	TME38SMGK24P.1	214,015	TME38SMGK24P	241,193	

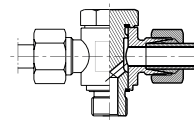
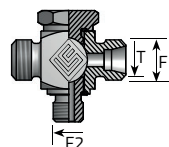
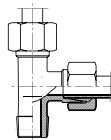
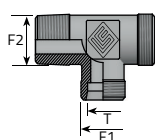
SERIE L

SERIE S



ADATTATORI DIN-BSPP

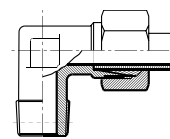
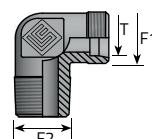
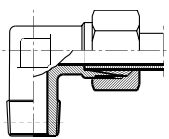
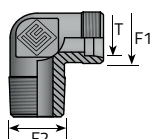
disponibili anche INOX



FILETTO			T	RACC. TERMINALE T M DIN - M GAS CONICO AL BRACCIO				RACC. ORIENT. M DIN - BULLONE FORATO GAS GIL AL PIEDE			
F1	F2	mm.	Cod. Corpo	€	Cod. Completo	€	Cod. Corpo	€	Cod. Completo	€	
12x1,5	1/8"	6	TME06LMGK02B.1	16,561	TME06LMGK02B	18,371	TME06LBFG02P.1	37,009	TME06LBFG02P	41,174	
14x1,5	1/4"	8	TME08LMGK04B.1	18,001	TME08LMGK04B	20,005	TME08LBFG04P.1	40,385	TME08LBFG04P	45,113	
16x1,5	1/4"	10	TME10LMGK04B.1	19,455	TME10LMGK04B	21,717	TME10LBFG04P.1	40,388	TME10LBFG04P	45,747	
18x1,5	3/8"	12	TME12LMGK06B.1	23,576	TME12LMGK06B	26,257	TME12LBFG06P.1	46,112	TME12LBFG06P	52,460	
22x1,5	1/2"	15	TME15LMGK08B.1	40,897	TME15LMGK08B	44,386	TME15LBFG08P.1	55,958	TME15LBFG08P	64,380	
26x1,5	1/2"	18	TME18LMGK08B.1	39,944	TME18LMGK08B	45,859	TME18LBFG08P.1	63,942	TME18LBFG08P	73,303	
30x2	3/4"	22	TME22LMGK12B.1	82,101	TME22LMGK12B	90,052	TME22LBFG12P.1	100,486	TME22LBFG12P	113,777	
36x2	1"	28	TME28LMGK16B.1	108,551	TME28LMGK16B	121,963	TME28LBFG16P.1	149,804	TME28LBFG16P	171,284	
45x2	1.1/4"	35	TME35LMGK20B.1	153,615	TME35LMGK20B	171,197	TME35LBFG20P.1	205,846	TME35LBFG20P	234,583	
52x2	1.1/2"	42	TME42LMGK24B.1	182,396	TME42LMGK24B	202,332	TME42LBFG24P.1	255,797	TME42LBFG24P	289,395	
14x1,5	1/4"	6	TME06SMGK04B.1	18,080	TME06SMGK04B	20,051	TME06SBFG04P.1	32,317	TME06SBFG04P	35,967	
16x1,5	1/4"	8	TME08SMGK04B.1	20,489	TME08SMGK04B	22,620	TME08SBFG04P.1	40,396	TME08SBFG04P	45,524	
18x1,5	3/8"	10	TME10SMGK06B.1	28,859	TME10SMGK06B	31,639	TME10SBFG06P.1	46,112	TME10SBFG06P	52,171	
20x1,5	3/8"	12	TME12SMGK06B.1	29,164	TME12SMGK06B	32,333	TME12SBFG06P.1	51,973	TME12SBFG06P	57,882	
22x1,5	1/2"	14	TME14SMGK08B.1	54,534	TME14SMGK08B	59,706	TME14SBFG08P.1	68,580	TME14SBFG08P	77,408	
24x1,5	1/2"	16	TME16SMGK08B.1	45,647	TME16SMGK08B	51,918	TME16SBFG08P.1	68,528	TME16SBFG08P	78,627	
30x2	3/4"	20	TME20SMGK12B.1	93,395	TME20SMGK12B	102,377	TME20SBFG12P.1	103,412	TME20SBFG12P	118,157	
36x2	1"	25	TME25SMGK16B.1	111,913	TME25SMGK16B	127,328	TME25SBFG16P.1	156,188	TME25SBFG16P	180,049	
42x2	1.1/4"	30	TME30SMGK20B.1	169,760	TME30SMGK20B	188,825	TME30SBFG20P.1	206,805	TME30SBFG20P	237,058	
52x2	1.1/2"	38	TME38SMGK24B.1	214,015	TME38SMGK24B	241,193	TME38SBFG24P.1	267,142	TME38SBFG24P	308,883	

SERIE L

SERIE S



FILETTO			T	RACC. TERMINALE 90° M DIN - M GAS CONICO			
F1	F2	mm.	Cod. Corpo	€	Cod. Completo	€	
12x1,5	1/8"	6	LME06LMGK02.1	6,157	LME06LMGK02	7,061	
12x1,5	1/4"	6	LME06LMGK04.1	7,660	LME06LMGK04	8,564	
14x1,5	1/8"	8	LME08LMGK02.1	9,421	LME08LMGK02	10,423	
14x1,5	1/4"	8	LME08LMGK04.1	6,511	LME08LMGK04	7,513	
14x1,5	3/8"	8	LME08LMGK06.1	19,844	LME08LMGK06	20,843	
14x1,5	1/2"	8	LME08LMGK08.1	24,466	LME08LMGK08	27,041	
16x1,5	1/8"	10	LME10LMGK02.1	21,981	LME10LMGK02	24,752	
16x1,5	1/4"	10	LME10LMGK04.1	7,241	LME10LMGK04	8,370	
16x1,5	3/8"	10	LME10LMGK06.1	16,577	LME10LMGK06	17,710	
16x1,5	1/2"	10	LME10LMGK08.1	10,532	LME10LMGK08	12,119	
18x1,5	1/4"	12	LME12LMGK04.1	12,845	LME12LMGK04	14,187	
18x1,5	3/8"	12	LME12LMGK06.1	8,711	LME12LMGK06	10,050	
18x1,5	1/2"	12	LME12LMGK08.1	20,391	LME12LMGK08	21,733	
22x1,5	3/8"	15	LME15LMGK06.1	14,040	LME15LMGK06	15,785	
22x1,5	1/2"	15	LME15LMGK08.1	10,488	LME15LMGK08	12,230	
26x1,5	1/2"	18	LME18LMGK08.1	13,039	LME18LMGK08	15,998	
26x1,5	3/4"	18	LME18LMGK12.1	30,008	LME18LMGK12	34,481	
30x2	3/4"	22	LME22LMGK12.1	30,071	LME22LMGK12	34,045	
36x2	1"	28	LME28LMGK16.1	45,859	LME28LMGK16	52,563	
45x2	1.1/4"	35	LME35LMGK20.1	73,763	LME35LMGK20	82,553	
52x2	1.1/2"	42	LME42LMGK24.1	83,538	LME42LMGK24	93,506	

SERIE L

FILETTO			T	RACC. TERMINALE 90° M DIN - M GAS CONICO			
F1	F2	mm.	Cod. Corpo	€	Cod. Completo	€	
14x1,5	1/4"	6	LME06SMGK04.1	7,110	LME06SMGK04	8,095	
16x1,5	1/4"	8	LME08SMGK04.1	8,321	LME08SMGK04	9,388	
18x1,5	3/8"	10	LME10SMGK06.1	9,372	LME10SMGK06	10,760	
20x1,5	3/8"	12	LME12SMGK06.1	10,439	LME12SMGK06	12,021	
20x1,5	1/2"	12	LME12SMGK08.1	16,368	LME12SMGK08	17,952	
22x1,5	3/8"	14	LME14SMGK06.1	24,469	LME14SMGK06	28,998	
22x1,5	1/2"	14	LME14SMGK08.1	14,269	LME14SMGK08	18,614	
24x1,5	3/8"	16	LME16SMGK06.1	16,790	LME16SMGK06	19,923	
24x1,5	1/2"	16	LME16SMGK08.1	14,269	LME16SMGK08	17,402	
30x2	1/2"	20	LME20SMGK08.1	38,909	LME20SMGK08	43,401	
30x2	3/4"	20	LME20SMGK12.1	38,909	LME20SMGK12	43,401	
36x2	3/4"	25	LME25SMGK12.1	40,540	LME25SMGK12	53,671	
36x2	1"	25	LME25SMGK16.1	39,993	LME25SMGK16	47,699	
42x2	1"	30	LME30SMGK16.1	77,617	LME30SMGK16	89,194	
42x2	1.1/4"	30	LME30SMGK20.1	75,960	LME30SMGK20	85,492	
52x2	1.1/2"	38	LME38SMGK24.1	86,785	LME38SMGK24	100,374	

SERIE S

Disponibili anche nella "SERIE LL"