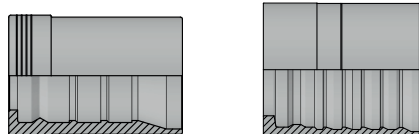


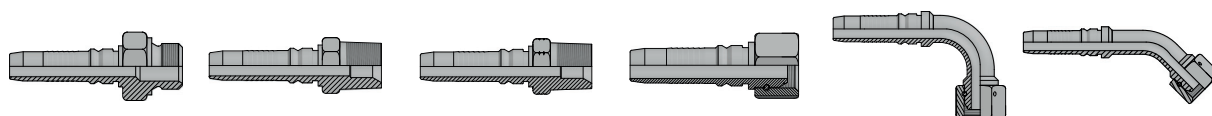
BOCCOLE SERIE INTERLOCK PER TUBO SPIRALATO 4SH / R13



TUBO / HOSE		BOCCOLA PER TUBO 4SH (doppia pelatura)			BOCCOLA PER TUBO R13/R15 (doppia pelatura)		
Pollici	mm.	Pz.	Codice	€	Pz.	Codice	€
1/2"	13		KB4SH08	-			
5/8"	16		KB4SH10	12,434			
3/4"	19		KB4SH12	9,012			
1"	25.4		KB4SH16	15,945			
1.1/4"	31.8		KB4SH20	26,388		KBH1320	27,055
1.1/2"	38.1		KB4SH24	40,272		KBH1324	40,272
2"	50.8		KB4SH32	55,548		KBH1332	73,369

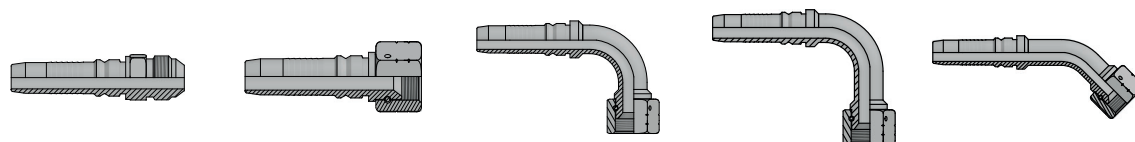
RACCORDI BSPP/BSPT/NPTF - SERIE INTERLOCK

disponibili anche INOX



TUBO	FILETTO	MASCHIO BSPP SV 60°			MASCHIO BSPT SV 60°			MASCHIO NPTF SV 60°			FEMMINA DIRITTA BSPP SV 60° DADO SPINATO CON O-RING			FEMMINA 90° BSPP SV 60° DADO SPINATO CON O-RING			FEMMINA 45° BSPP SV 60° DADO SPINATO CON O-RING		
		pz.	Codice	€	pz.	Codice	€	pz.	Codice	€	pz.	Codice	€	pz.	Codice	€	pz.	Codice	€
3/4"	3/4"		KMG1212	32,398		KMGK1212	28,607		KMNPTF1212	34,051		KFDG1212	17,554		KF90G1212	33,333		KF45G1212	35,412
3/4"	1"								KMNPTF1216	45,983									
1"	1"		KMG1616	34,554		KMGK1616	40,361		KMNPTF1616	41,938		KFDG1616	31,139		KF90G1616	51,580		KF45G1616	55,854
1"	1.1/4"		KMG1620	55,917					KMNPTF1620	69,585		KFDG1620	43,331		KF90G1620	88,881		KF45G1620	100,965
1.1/4"	1.1/4"		KMG2020	54,149		KMGK2020	56,591		KMNPTF2020	51,332		KFDG2020	50,091		KF90G2020	80,823		KF45G2020	82,006
1.1/4"	1.1/2"								KMNPTF2024	75,932									
1.1/2"	1.1/2"		KMG2424	51,243		KMGK2424	71,156		KMNPTF2424	66,290		KFDG2424	79,163		KF90G2424	104,851		KF45G2424	100,685
2"	2"		KMG3232	93,047		KMGK3232	124,141		KMNPTF3232	79,964		KFDG3232	97,213		KF90G3232	169,430		KF45G3232	169,430

RACCORDI JIC SERIE INTERLOCK

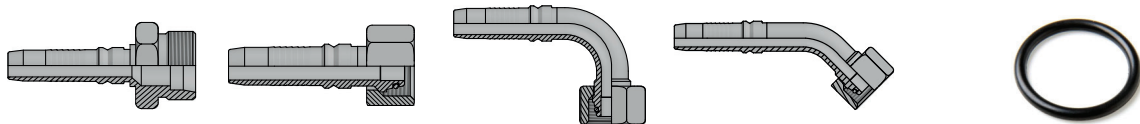


TUBO	FILETTO	MASCHIO BSPP SV 37°			FEMMINA DIRITTA JIC SV 37° DADO SPINATO			FEMMINA 90° JIC SV 37° DADO SPINATO			FEMMINA 90° JIC SV 37° DADO SPINATO LONG DROP			FEMMINA 45° JIC SV 37° DADO SPINATO		
		pz.	Codice	€	pz.	Codice	€	pz.	Codice	€	pz.	Codice	€	pz.	Codice	€
3/4"	1.1/16"		KMG1212	32,398		KFDJ1212	19,996		KF90J1212	34,719		KF90J1212LD	89,256		KF45J1212	40,272
3/4"	1.3/16"					KFDJ1214	52,775		KF90J1214	61,527					KF45J1214	64,261
3/4"	1.5/16"					KFDJ1216	54,582		KF90J1216	65,273					KF45J1216	68,650
1"	1.5/16"		KMG1616	34,554		KFDJ1616	29,313		KF90J1616	54,855		KF90J1616LD	121,654		KF45J1616	50,689
1"	1.5/8"		KMG1620	55,917		KFDJ1620	54,473		KF90J1620	95,686		KF90J1620LD	180,471		KF45J1620	90,967
1.1/4"	1.5/8"		KMG2020	54,149		KFDJ2020	40,551		KF90J2020	76,244		KF90J2020LD	188,663		KF45J2020	73,604
1.1/4"	1.7/8"					KFDJ2024	68,745		KF90J2024	116,655					KF45J2024	134,711
1.1/2"	1.7/8"		KMG2424	51,243		KFDJ2424	68,192		KF90J2424	105,544		KF90J2424LD	245,203		KF45J2424	94,090
2"	2.1/2"		KMG3232	93,047		KFDJ3232	83,882		KF90J3232	179,428		KF90J3232LD	-		KF45J3232	165,265



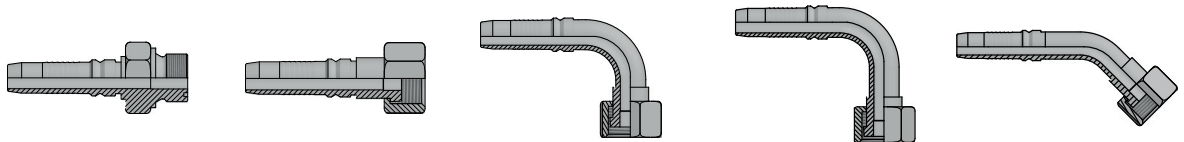
RACCORDI METRICO DKOS SERIE INTERLOCK

disponibili anche INOX



TUBO Pollici	FILETTO mm.	MASCHIO METRICO SV 24° DKOS			FEMMINA METRICA SV 24° DKOS CON O-RING			FEMMINA 90° METRICA SV 24° DKOS CON O-RING			FEMMINA 45° METRICA SV 24° DKOS CON O-RING			FILETTO		O-RING	
		pz.	Codice	€	pz.	Codice	€	pz.	Codice	€	pz.	Codice	€	mm.	Conf.	Codice	€ / Conf.
1/2"	24x1,5		KME0824S16	-		KFE0824S16	-		KF90E0824S16	-		KF45E0824S16	-	24x1,5	100	OR12X2	47,700
5/8"	30x2					KFE1030S20	42,682		KF90E1030S20	41,219		KF45E1030S20	43,280	30x2	100	OR16.3X2.4	63,600
3/4"	30x2		KME1230S20	37,352		KFE1230S20	40,551		KF90E1230S20	48,463		KF45E1230S20	40,272	36x2	100	OR20.3X2.4	76,320
3/4"	36x2		KME1236S25	20,689		KFE1236S25	36,659		KF90E1236S25	53,329		KF45E1236S25	51,382	42x2	100	OR25.3X2.4	108,120
1"	36x2		KME1636S25	55,160		KFE1636S25	59,441		KF90E1636S25	81,243		KF45E1636S25	58,328	52x2	100	OR33.3X2.4	120,840
1"	42x2		KME1642S30	28,614		KFE1642S30	32,843		KF90E1642S30	59,021		KF45E1642S30	52,775				
1.1/4"	42x2		KME2042S30	54,855		KFE2042S30	51,382		KF90E2042S30	136,098		KF45E2042S30	95,826				
1.1/4"	52x2		KME2052S38	45,277		KFE2052S38	52,775		KF90E2052S38	74,158		KF45E2052S38	73,604				
1.1/2"	52x2		KME2452S38	73,604		KFE2452S38	164,152		KF90E2452S38	117,348		KF45E2452S38	127,073				

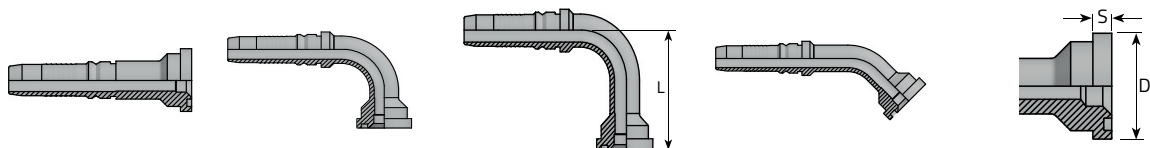
RACCORDI ORFS SERIE INTERLOCK



TUBO Pollici	FILETTO Pollici	MASCHIO ORFS			FEMMINA ORFS			FEMMINA 90° ORFS			FEMMINA 90° ORFS LONG DROP			FEMMINA 45° ORFS		
		pz.	Codice	€	pz.	Codice	€	pz.	Codice	€	pz.	Codice	€	pz.	Codice	€
5/8"	1.3/16"					KFORFS1014	39,618		KF90ORFS1014	63,660					KF45ORFS1014	66,846
3/4"	1.3/16"					KFORFS1214	30,252		KF90ORFS1214	39,234		KF90ORFS1214LD	124,806		KF45ORFS1214	40,092
3/4"	1.7/16"		KMORFS1215	49,962		KFORFS1215	47,142		KF90ORFS1215	51,516					KF45ORFS1215	54,090
1"	1.3/16"		KMORFS1615	62,334		KFORFS1615	44,094		KF90ORFS1615	54,876		KF90ORFS1615LD	164,766		KF45ORFS1615	56,286
1"	1.7/16"		KMORFS1624	0,000		KFORFS1621	0,000		KF90ORFS1621	110,502					KF45ORFS1621	110,502
1.1/4"	1.11/16"		KMORFS2021	98,004		KFORFS2021	101,586		KF90ORFS2021	69,972		KF90ORFS2021LD	262,290		KF45ORFS2021	69,972

FILETTO Pollici	Conf.	O-RING			FILETTO Pollici	Conf.	O-RING		
		Misura	Codice	€ / Conf.			Misura	Codice	€ / Conf.
9/16"	100	1,78x6,7	OR106	31,800	1.3/16"	100	1,78x18	OR2079	38,160
11/16"	100	1,78x9	OR108	31,800	1.7/16"	100	1,78x22,5	OR2087	47,700
13/16"	100	1,78x12	OR114	31,800	1.11/16"	100	1,78x30	OR2118	66,780
1"	100	1,78x14,5	OR2056	31,800					

FLANGE 3000 PSI SERIE INTERLOCK

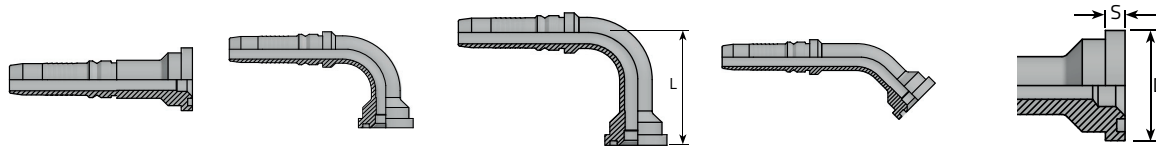


TUBO Pollici	FLANGIA mm.	FLANGIA DRITTA SAE J518 3000 PSI INTERNA			FLANGIA 90° SAE J518 3000 PSI INTERNA			FLANGIA A 90° INTERA SAE 3000 LONG DROP			FLANGIA 45° SAE J518 3000 PSI INTERNA			DIAMETRO			MISURE 3000 PSI		
		pz.	Codice	€	pz.	Codice	€	pz.	L	Codice	€	pz.	Codice	€	Pollici	D mm.	S mm.		
3/4"	3/4"		KFDL1212I	27,526		KF90L1212I	47,255		96.8	KF90L1212ILD	103,127		KF45L1212I	41,951	1/2"	30.2	6.7		
3/4"	1"		KFDL1216I	35,705		KF90L1216I	56,439		135.5	KF90L1216ILD	115,707		KF45L1216I	57,564	5/8"	34.0	6.7		
1"	3/4"		KFDL1612I	48,603		KF90L1612I	56,439						KF45L1612I	64,122	3/4"	38.1	6.7		
1"	1"		KFDL1616I	32,239		KF90L1616I	54,022		115.5	KF90L1616ILD	105,640		KF45L1616I	54,442	1"	44.5	8.0		
1"	1.1/4"		KFDL1620I	46,441		KF90L1620I	62,468						KF45L1620I	54,982	1.1/4"	50.8	8.0		
1.1/4"	1.1/4"		KFDL2020I	45,633		KF90L2020I	77,732		115.2	KF90L2020ILD	158,784		KF45L2020I	66,099	1.1/2"	60.3	8.0		
1.1/4"	1.1/2"		KFDL2024I	64,827		KF90L2024I	89,161						KF45L2024I	90,242	2"	71.4	9.5		
1.1/2"	1.1/2"		KFDL2424I	62,919		KF90L2424I	90,267		131.4	KF90L2424ILD	217,080		KF45L2424I	83,233					
1.1/2"	2"		KFDL2432I	90,128		KF90L2432I	168,737						KF45L2432I	146,140					
2"	2"		KFDL3232I	84,353		KF90L3232I	138,928						KF45L3232I	122,392					

DIAMETRO Pollici	COPPIA SEMIFLANGE SAE J518 3000 PSI			DIAMETRO Pollici	GUARNIZIONE PIATTA POLIURETANO			
	pz.	Codice	€		pz.	d.i. x d.e. x sp	Codice	€
1/2"		SFL08	16,014	1/2"	1	17 x 25,4 x 2,85	148790	3,562
3/4"		SFL12	17,903	3/4"	1	23,4 x 31,8 x 2,85	148791	3,752
1"		SFL16	19,404	1"	1	31,3 x 39,7 x 2,85	148792	4,070
1.1/4"		SFL20	20,950	1.1/4"	1	36,1 x 44,5 x 2,85	148793	4,198
1.1/2"		SFL24	24,995	1.1/2"	1	45,4 x 53,8 x 2,85	148794	4,643
2"		SFL32	45,678	2"	1	55 x 63,4 x 2,85	148795	4,834

FLANGE 6000 PSI SERIE INTERLOCK

disponibili anche INOX



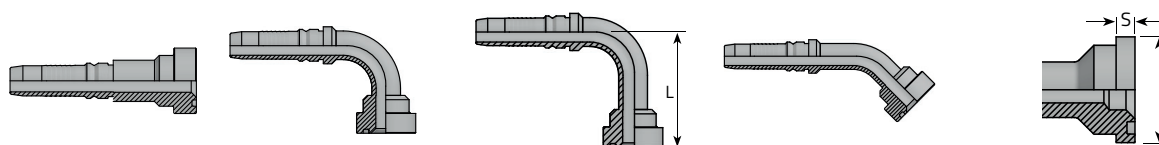
TUBO	FLANGIA	FLANGIA DRITTA SAE J518 6000 PSI INTERNA			FLANGIA 90° SAE J518 6000 PSI INTERNA			LANGIA A 90° INTERA SAE 6000 LONG DROP			FLANGIA 45° SAE J518 6000 PSI INTERNA					
		Pollici	mm.	pz.	Codice	€	pz.	Codice	€	pz.	L	Codice	€	pz.	Codice	€
3/4"	3/4"			KFDP1212I	30,770			KF90P1212I	47,032	100	KF90P1212ILD	123,518			KF45P1212I	40,481
3/4"	1"			KFDP1216I	44,902			KF90P1216I	54,467	137	KF90P1216ILD	161,226			KF45P1216I	60,942
1"	3/4"			KFDP1612I	69,515			KF90P1612I	61,527						KF45P1612I	60,267
1"	1"			KFDP1616I	41,811			KF90P1616I	55,943	120	KF90P1616ILD	153,365			KF45P1616I	52,114
1"	1.1/4"			KFDP1620I	47,109			KF90P1620I	65,508						KF45P1620I	66,106
1.1/4"	1.1/4"			KFDP2020I	47,109			KF90P2020I	72,720	115	KF90P2020ILD	169,049			KF45P2020I	73,604
1.1/4"	1.1/2"			KFDP2024I	73,604			KF90P2024I	124,389						KF45P2024I	102,313
1.1/2"	1.1/2"			KFDP2424I	71,251			KF90P2424I	113,939	135	KF90P2424ILD	240,783			KF45P2424I	103,782
1.1/2"	2"			KFDP2432I	116,655			KF90P2432I	162,485						KF45P2432I	242,895
2"	2"			KFDP3232I	90,821			KF90P3232I	190,641						KF45P3232I	167,821

DIAMETRO	MISURE 6000 PSI	
	Pollici	D mm. S mm.
1/2"	31.7	7.8
5/8"		
3/4"	41.3	8.8
1"	47.6	9.5
1.1/4"	54.0	10.3
1.1/2"	63.5	12.6
2"	60.3	12.6

DIAMETRO	COPPIA SEMIFLANGE SAE J518 6000 PSI			
	Pollici	pz.	Codice	€
1/2"			SFP08	17,903
3/4"			SFP12	18,908
1"			SFP16	24,085
1.1/4"			SFP20	34,776
1.1/2"			SFP24	61,317
2"			SFP32	98,656

DIAMETRO	GUARNIZIONE PIATTA POLIURETANO				
	Pollici	pz.	d.i. x d.e. x sp	Codice	€
1/2"		1	17 x 25,4 x 2,85	148790	3,562
3/4"		1	23,4 x 31,8 x 2,85	148791	3,752
1"		1	31,3 x 39,7 x 2,85	148792	4,070
1.1/4"		1	36,1 x 44,5 x 2,85	148793	4,198
1.1/2"		1	45,4 x 53,8 x 2,85	148794	4,643
2"		1	55 x 63,4 x 2,85	148795	4,834

FLANGE SUPERCAT SERIE INTERLOCK



TUBO	FLANGIA	FLANGIA DRITTA SUPERCAT INTERNA			FLANGIA 90° SUPERCAT INTERNA			FLANGIA 90° SUPERCAT INTERA LONG DROP			FLANGIA 45° SUPERCAT INTERNA					
		Pollici	mm.	pz.	Codice	€	pz.	Codice	€	pz.	L	Codice	€	pz.	Codice	€
3/4"	3/4"			KFDS1212I	30,916			KF90S1212I	42,987	105.4	KF90S1212ILD	91,552			KF45S1212I	41,811
3/4"	1"			KFDS1216I	44,164			KF90S1216I	48,501	144.8	KF90S1216ILD	121,228			KF45S1216I	54,492
1"	1"			KFDS1616I	41,073			KF90S1616I	56,967	124.8	KF90S1616ILD	121,279			KF45S1616I	53,144
1"	1.1/4"			KFDS1620I	42,631			KF90S1620I	69,776						KF45S1620I	71,251
1.1/4"	1.1/4"			KFDS2020I	46,803			KF90S2020I	68,453	124	KF90S2020ILD	169,462			KF45S2020I	64,300
1.1/4"	1.1/2"			KFDS2024I	73,681			KF90S2024I	108,940						KF45S2024I	103,045
1.1/2"	1.1/2"			KFDS2424I	69,922			KF90S2424I	105,258	141.7	KF90S2424ILD	244,726			KF45S2424I	102,313

DIAMETRO	MISURE SUPERCAT	
	Pollici	D mm. S mm.
1/2"		
5/8"		
3/4"	41.3	14.2
1"	47.6	14.2
1.1/4"	54.0	14.2
1.1/2"	63.5	14.2
2"		

DIAMETRO	COPPIA SEMIFLANGE SUPERCAT			
	Pollici	pz.	Codice	€
1/2"				
3/4"				
1"				
1.1/4"				
1.1/2"				
2"				

DIAMETRO	GUARNIZIONE PIATTA POLIURETANO				
	Pollici	pz.	d.i. x d.e. x sp	Codice	€
1/2"		1	17 x 25,4 x 2,85	148790	3,562
3/4"		1	23,4 x 31,8 x 2,85	148791	3,752
1"		1	31,3 x 39,7 x 2,85	148792	4,070
1.1/4"		1	36,1 x 44,5 x 2,85	148793	4,198
1.1/2"		1	45,4 x 53,8 x 2,85	148794	4,643
2"		1	55 x 63,4 x 2,85	148795	4,834